

PROTEGE

Specialized Local Fixed Income

Actinver | Asset Management

FUND'S DESCRIPTION

April, 2026



Discretionary fund. Invests in short term U.S. government debt peso hedged UCITS ETFs, seeking to capitalize on market opportunities.

FUND KEY ASPECTS



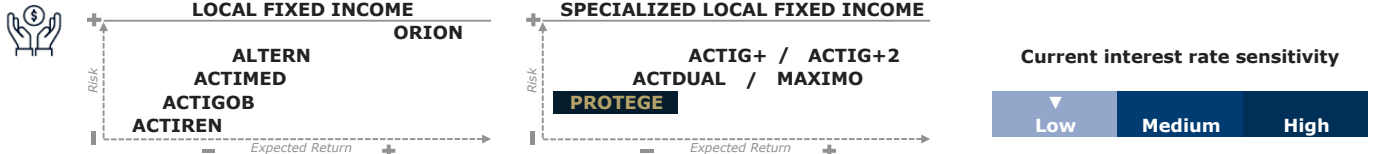
- Efficiency through accumulating UCITS ETFs, in which all interests are reinvested. As an equity fund, tax regime of 10% on capital gain, at the time of sale.
- Potential for attractive returns compared to Mexican fixed income rates, by benefiting from the carry (rate differential).
- Neutralizes, through currency hedging, the exposure to the exchange rate.

Discretionary

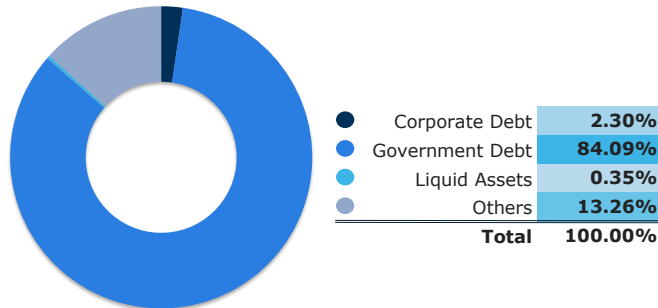
KEY INFORMATION

Share Class	B-1	(6,487.4 mp)
ID Price Vendor	52_PROTEGE_B-1	
ISIN	MX52PR1T0011	
Term	Long-Term	
Rating	N/A	
Investor	Individual, Legal Entity, Non-Taxable	
Buy	Every business day	
Sell	Every business day	
Settlement Date	24 hrs.	
AUM's (mp)	7,999.82	

ACTINVER FUNDS



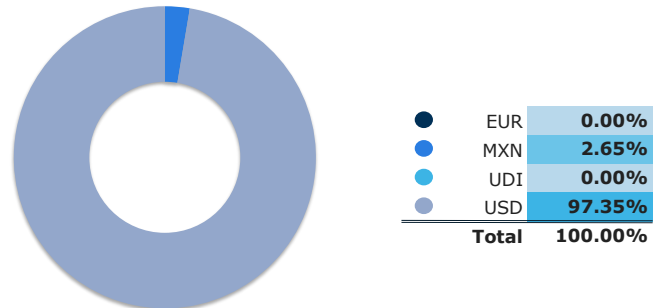
ASSET CLASS BREAKDOWN¹



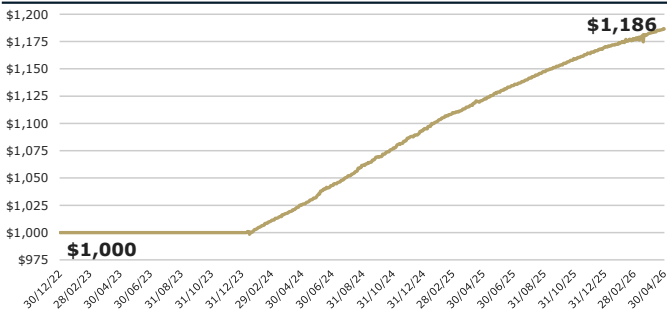
¹-"Others" includes equity, fx, clearing thresholds and/or derivatives mark to market.

²-"Liquid Assets" includes 1-day government repo, Derivatives Mtm and/or deposit accounts in MXN, USD and/or EUR.

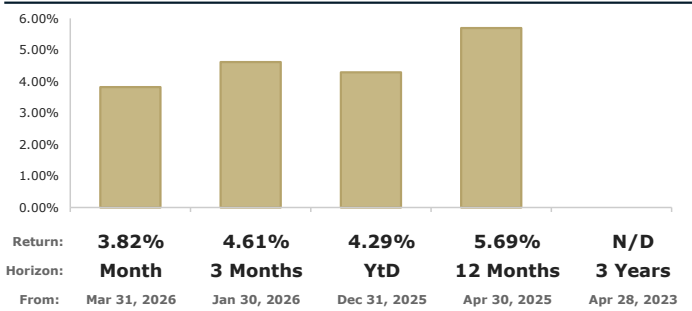
CURRENCY BREAKDOWN¹



GROWTH OF HYPOTHETICAL \$1,000.00 MXN²



CURRENT RETURNS AS OF APR 30, 2026; IN MXN, ANNUALIZED³



CALENDAR RETURNS; IN MXN, ANNUALIZED³

Share Class	Jan	Feb	Mar	Apr	May	Jun	Jul	Aug	Sep	Oct	Nov	Dec	YEAR
B-1													
2026	3.38%	3.70%	6.33%	3.82%									4.29%
2025	8.99%	8.18%	6.12%	6.71%	7.83%	6.84%	6.89%	6.47%	5.61%	6.23%	5.93%	5.42%	6.77%
2024	6.00%	9.31%	7.44%	10.05%	9.24%	12.32%	9.49%	11.68%	9.18%	8.83%	10.87%	8.91%	9.56%
2023													

Actinver

Asset Management

Acostúmbrate a ganar más®
For more information, please visit:
<https://www.actinver.com/fondos>
<https://www.actinver.com/protege>

Call Center (CAT) +52 55-1103-6699

- Where to buy:
- Online Banking (e-Actinver)
 - Online Broker (Actinver Trade)
 - Actinver Brokerage Firm/Bank

Before investing please: Consider the investment objectives, risks, charges and expenses of the fund or annuity and its investment options. Contact Actinver for a free prospectus and, if available, summary prospectus containing this information. Read it carefully.

1. All data based on holdings as of Apr 30, 2026. Due to the rounding of decimals involves an approximation, totals may not add up to 100%.

2. The chart reflects a hypothetical \$1,000 MXN investment (management and local taxes deducted, assumes reinvestment of dividends, coupons and/or capital gains calculated) calculated as of Apr 30, 2026.

3. Fixed Income Funds' annualized returns in MXN (management and local taxes deducted according to the share class) as of Apr 30, 2026. Investment return and principal value of an investment will fluctuate so that an investor's shares, when sold or redeemed, may be worth more or less than the original cost.

Past performance and does not guarantee future results. Performance could be positive or negative. The Funds are regulated by Comisión Nacional Bancaria y de Valores (CNBV), local regulator for investment funds.