

# OPORT1

Specialized Global  
Equity

Actinver | Asset Management

## FUND'S DESCRIPTION

April, 2026



Active Managed Fund with a broad investment scope across local and foreign capital markets.  
The Fund's flexible regime allows for investing in local and foreign debt, as well as equities.

## FUND KEY ASPECTS



- Fund's main focus is in US stocks and to a lesser extent Mexican stocks.
- Tactical view may include opportunistic investing in different asset classes depending on current market conditions.
- The Fund's investment strategy seeks to outperform main US market equity indexes in the long run.

## ACTINVER FUNDS



### LOCAL EQUITY

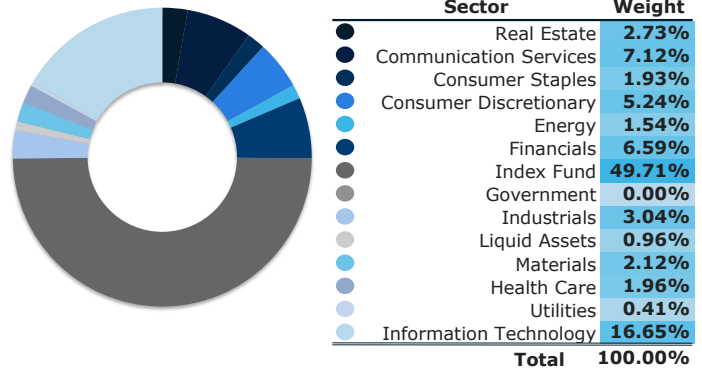
### GLOBAL EQUITY

LOCAL			NEARSHORING	GLOBAL				THEMATIC				
ACTIVAR	ACTICRE	MAYA	ACTIED	ACTI500	ACTIRVT	JPMRVUS	ESFERA	OPORT1	TEMATIK	ACTIAI	ROBOTIK	SALUD
Active Management												

## TOP 10 HOLDINGS<sup>1</sup>

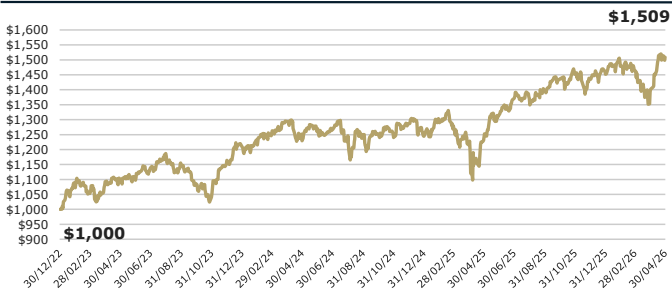
ID Price Vendor	Issuer	Sector	Weight
52_ACTIED_FF2	Fondo Inmobiliario Acti...	Funds	6.97%
52_JPMRVUS_FF	ACTPT13	Funds	6.03%
1ISP_MOAT_*	VanEck Morningstar Wide...	Funds	6.00%
1ASP_NVDA_*	NVIDIA Corp	Informati...	5.70%
52_MAYA_FF	Fondo Maya SA de CV SIR...	Funds	5.68%
1ISP_JQUA_*	JPMorgan US Quality Fac...	Funds	3.66%
1ISP_DGRW_*	WisdomTree U.S. Quality...	Funds	3.57%
1ASP_MSFT_*	Microsoft Corp	Informati...	3.49%
1ASP_GOOG_*	Alphabet Inc	Communica...	3.41%
1ASP_JPM_*	JPMorgan Chase & Co	Financial...	2.75%
<b>Total</b>			<b>47.27%</b>

## SECTOR BREAKDOWN<sup>1</sup>

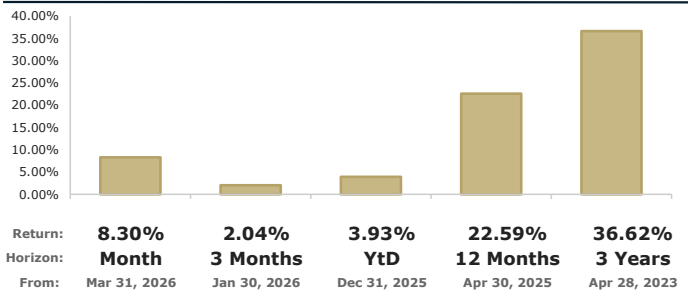


<sup>1</sup>"Liquid Assets" includes 1-day government repo, Derivatives MtM and/or deposit accounts in MXN, USD and/or EUR.

## GROWTH OF HYPOTHETICAL \$1,000.00 USD<sup>2</sup>



## CURRENT RETURNS AS OF APR 30, 2026; IN USD, ABSOLUTE<sup>3</sup>



## CALENDAR RETURNS; IN USD, ABSOLUTE<sup>3</sup>

Share Class	Jan	Feb	Mar	Apr	May	Jun	Jul	Aug	Sep	Oct	Nov	Dec	YEAR
2026	1.85%	-0.89%	-4.93%	8.30%									3.93%
2025	3.62%	-0.79%	-5.02%	1.28%	6.64%	4.41%	0.01%	1.96%	2.74%	1.42%	-1.20%	0.92%	16.66%
2024	-0.05%	3.27%	3.18%	-5.07%	3.32%	-0.54%	-1.36%	0.30%	0.11%	-0.90%	3.70%	-3.22%	2.34%
2023	8.34%	-2.79%	3.76%	1.07%	-0.65%	3.75%	4.26%	-3.63%	-5.00%	-4.10%	10.86%	5.28%	21.61%

Actinver | Asset Management

Acostúmbrate a ganar más®  
For more information, please visit:  
<https://www.actinver.com/fondos>  
<https://www.actinver.com/oport1>

### Call Center (CAT) +52 55-1103-6699

- Where to buy:
- Online Banking (e-Actinver)
  - Online Broker (Actinver Trade)
  - Actinver Brokerage Firm/Bank

Before investing please:  
Consider the investment objectives, risks, charges and expenses of the fund or annuity and its investment options. Contact Actinver for a free prospectus and, if available, summary prospectus containing this information. Read it carefully.

1. All data based on holdings as of Apr 30, 2026. Due to the rounding of decimals involves an approximation, totals may not add up to 100%.

2. The chart reflects a hypothetical \$1,000 USD investment (management and local taxes deducted, assumes reinvestment of dividends, coupons and/or capital gains calculated) calculated as of Apr 30, 2026.

3. Equity Funds' absolute returns in USD (management and local taxes deducted according to the share class) as of Apr 30, 2026.

Investment return and principal value of an investment will fluctuate so that an investor's shares, when sold or redeemed, may be worth more or less than the original cost. Past performance does not guarantee future results. Performance could be positive or negative. The Funds are regulated by Comisión Nacional Bancaria y de Valores (CNBV), local regulator for investment funds.