

FUND'S DESCRIPTION

April, 2026



Active Managed Local Equity Fund focused on a portfolio based on the best fundamental ideas within the Mexican Stock Exchange.

FUND KEY ASPECTS



1. Active Managed Equity Fund specialized on the Mexican Stock Exchange.
2. Investment strategy based on fundamental analysis to select companies with best growth perspectives.
3. Mexico has been one of the top performers during the last 10 years within the Latin American markets.

ACTINVER FUNDS



LOCAL EQUITY

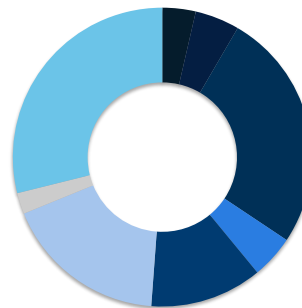
GLOBAL EQUITY

LOCAL		NEARSHORING	GLOBAL				THEMATIC					
ACTIVAR	ACTICRE	MAYA	ACTIED	ACTI500	ACTIRVT	JPMRVUS	ESFERA	OPORT1	TEMATIK	ACTIAI	ROBOTIK	SALUD
Active Management												

TOP 10 HOLDINGS¹

ID	Price Vendor	Issuer	Sector	Weight
1_GMEXICO_B		Grupo Mexico SAB de CV	Materials	12.89%
1_GFNORTE_O		Grupo Financiero Banort...	Financial...	8.91%
1_FEMSA_UBD		Fomento Economico Mexic...	Consumer ...	8.56%
1_CEMEX_CPO		Cemex SAB de CV	Materials	8.19%
1_GAP_B		Grupo Aeroportuario del...	Industria...	5.48%
1_AMX_B		America Movil SAB de CV	Communica...	4.81%
1_AC_*		Arca Continental SAB de...	Consumer ...	4.48%
1_WALMEX_*		Wal-Mart de Mexico SAB ...	Consumer ...	4.37%
1_GCC_*		GCC SAB de CV	Materials	4.03%
1_ASUR_B		Grupo Aeroportuario del...	Industria...	3.80%
Total				65.53%

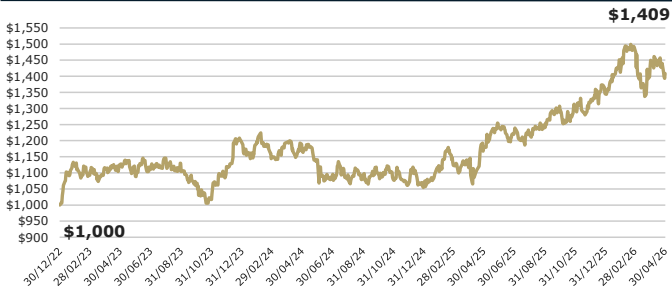
SECTOR BREAKDOWN¹



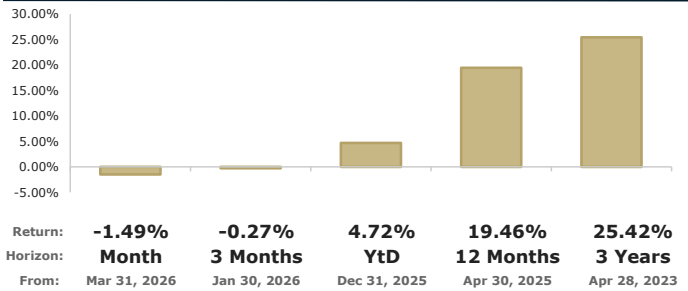
Sector	Weight
Real Estate	3.60%
Communication Services	4.81%
Consumer Staples	25.94%
Consumer Discretionary	4.67%
Energy	0.00%
Financials	12.15%
Index Fund	0.00%
Government	0.00%
Industrials	17.66%
Liquid Assets	2.28%
Materials	28.88%
Health Care	0.00%
Utilities	0.00%
Information Technology	0.00%
Total	100.00%

¹"Liquid Assets" includes 1-day government repo, Derivatives MTM and/or deposit accounts in MXN, USD and/or EUR.

GROWTH OF HYPOTHETICAL \$1,000.00 MXN²



CURRENT RETURNS AS OF APR 30, 2026; IN MXN, ABSOLUTE³



CALENDAR RETURNS; IN MXN, ABSOLUTE³

Share Class	Jan	Feb	Mar	Apr	May	Jun	Jul	Aug	Sep	Oct	Nov	Dec	YEAR
B	5.00%	5.50%	-4.04%	-1.49%									4.72%
2026	3.19%	1.77%	-0.67%	5.67%	5.21%	-1.66%	0.46%	1.09%	5.49%	-0.57%	1.54%	1.94%	25.75%
2024	-0.49%	-3.89%	3.94%	-2.06%	-2.30%	-4.80%	0.73%	-0.70%	1.02%	-1.81%	-1.42%	0.71%	-10.82%
2023	12.21%	-2.60%	1.76%	0.99%	-3.04%	1.94%	3.21%	-3.66%	-3.93%	-4.06%	10.02%	7.17%	19.95%