

IMPULSA

Multi-Asset

Actinver | Asset Management

FUND'S DESCRIPTION

April, 2026



Multi-Asset Fund which invests in a diversified mix of debt and equity funds within local and foreign markets.

FUND KEY ASPECTS



1. Multi-Asset Fund with target volatility within a range of 1% to 3%.
2. The Fund includes a life and property insurance policy.
3. The Fund's investment objective seeks capital appreciation in the long-term, whilst simultaneously offers a personal and property protection.

Discretionary

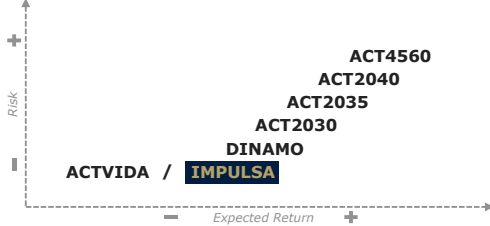
KEY INFORMATION

Share Class	B	(3,915.7 mp)
ID Price Vendor	52_IMPULSA_B	
ISIN	MX52IM0400F2	
Term	Long-Term	
Rating	N/A	
Investor	Individual, Legal Entity, Non-Taxable	
Buy	Every business day	
Sell	Every business day	
Settlement Date	24 hrs.	
AUM's (mp)	4,280.79	

ACTINVER FUNDS



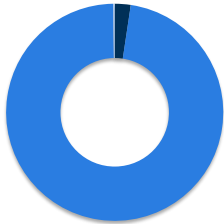
MULTI-ASSET AND TARGET DATE FUND



TOP 10 HOLDINGS¹

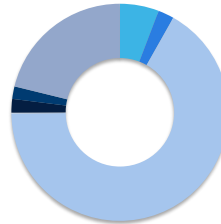
ID Price Vendor	Issuer	Asset Class	Weight
51_ALTERN_FF	Fondo ALTERN SA de C...	Debt: Multi-asset	30.31%
51_ORION_FF	Actinver - Actiplazo...	Debt: Multi-asset	26.41%
52_ACTINTK_FF	Fondo Técnico Actinv...	Equity: Local	12.16%
51_ACTIMED_FF	Actinver - Actimed S...	Debt: Multi-asset	7.73%
52_MAYA_FF	Fondo Maya SA de CV ...	Equity: Local	3.90%
56SP_EIALRFI_LX	EDM INTERNATIONAL - ...	Debt: Corporate	2.37%
51_ACTICOB_FF	Actinver - Acticober...	Debt: Multi-asset	2.14%
52_ACTI500_FF	Fondo Prudential Int...	Equity: Global	1.86%
1_ACTINVR_B	Corp Actinver SAB de...	Equity: Local	1.83%
52_ACTICRE_FF	Actinver - Acticrece...	Equity: Local	1.59%
Total			90.28%

CURRENCY BREAKDOWN¹



CAD	0.00%
EUR	2.37%
MXN	97.38%
UDI	0.00%
USD	0.25%
Total	100.00%

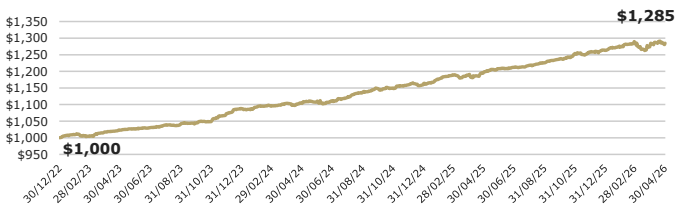
ASSET CLASS BREAKDOWN¹



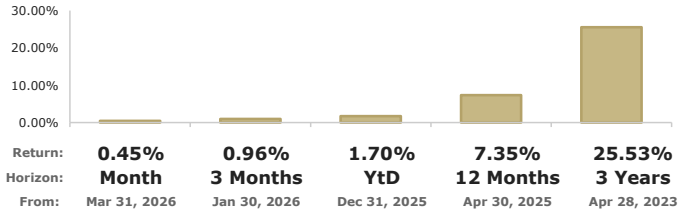
Liquid Assets	5.82%
Commodities	0.00%
Others	0.00%
Debt: Corporate	2.37%
Debt: Index Fund	66.58%
Debt: Government	0.18%
Equity: REIT's	2.02%
Equity: Index Fund	0.00%
Equity: Global	1.86%
Equity: Local	21.17%
Total	100.00%

¹ "Others" includes equity, fx, clearing thresholds and/or derivatives mark to market. ² "Liquid Assets" includes 1-day government repo, Derivatives MTM and/or deposit accounts in MXN, USD and/or EUR.

GROWTH OF HYPOTHETICAL \$1,000.00 MXN²



CURRENT RETURNS AS OF APR 30, 2026; IN MXN, ABSOLUTE³



CALENDAR RETURNS; IN MXN, ABSOLUTE³

Share Class	Jan	Feb	Mar	Apr	May	Jun	Jul	Aug	Sep	Oct	Nov	Dec	YEAR
2026	0.73%	1.33%	-0.81%	0.45%									1.70%
2025	1.17%	0.95%	0.00%	0.68%	0.94%	0.31%	0.50%	0.63%	0.98%	1.30%	0.34%	0.43%	8.54%
2024	0.37%	0.31%	0.66%	0.03%	0.62%	0.05%	1.09%	1.15%	1.10%	-0.02%	0.97%	0.41%	6.94%
2023	1.02%	-0.59%	1.31%	0.59%	0.26%	0.44%	0.78%	0.31%	0.23%	0.45%	2.25%	1.47%	8.84%

Actinver | Asset Management

Acostúmbrate a ganar más®
For more information, please visit:
<https://www.actinver.com/fondos>
<https://www.actinver.com/impulsa>

Call Center (CAT) +52 55-1103-6699

- Where to buy:
- Online Banking (e-Actinver)
 - Online Broker (Actinver Trade)
 - Actinver Brokerage Firm/Bank

Before investing please:
Consider the investment objectives, risks, charges and expenses of the fund or annuity and its investment options. Contact Actinver for a free prospectus and, if available, summary prospectus containing this information. Read it carefully.

1. All data based on holdings as of Apr 30, 2026. Due to the rounding of decimals involves an approximation, totals may not add up to 100% .
2. The chart reflects a hypothetical \$1,000 Apr 30, 2026.
3. Equity Funds' absolute returns in MXN (management and local taxes deducted according to the share class) as of Apr 30, 2026. Investment return and principal value of an investment will fluctuate so that an investor's shares, when sold or redeemed, may be worth more or less than the original cost. Past performance and does not guarantee future results. Performance could be positive or negative. The Funds are regulated by Comisión Nacional Bancaria y de Valores (CNBV), local regulator for investment funds.