DINAMO

Multi-Asset

Powered by J.P. Morgan Asset Management

FUND'S DESCRIPTION

April, 2026

Active Managed Fund which invests in a global multi-sector dynamic portfolio, including debt and equity.
To execute this strategy the fund is co-advised by J.P. Morgan Asset Management.

FUND KEY ASPECTS

1. Multi-Asset Global Fund co-advice by J.P. Morgan Asset Management.
2. The Fund invests on Global Debt and Equity through ETF's listed in the Mexican Stock Exchange.
3. The Fund allows for a diversification across different foreign asset classes.

Actinver | Asset Management

J.P.Morgan ASSET MANAGEMENT

Discretionary

KEY INFORMATION

Share Class	**B** (2,023.0 mp)
ID Price Vendor	52_DINAMO_B
ISIN	MX52DI0M0013
Term	Long-Term
Rating	N/A
Investor	Individual, Legal Entity, Non-Taxable
Buy	Every business day
Sell	Every business day
Settlement Date	24 hrs.
AUM's (mp)	**2,249.39**

ACTINVER FUNDS

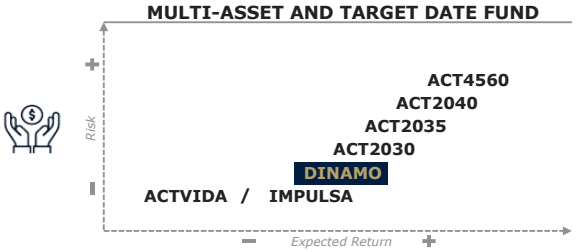

TOP 10 HOLDINGS[1]

ID Price Vendor	Issuer	Asset Class	Weight
1ISP_BBUS_*	JPMorgan BetaBuilder...	Equity: Global	47.18%
1ISP_VAGU_N	Vanguard Global Aggr...	Debt: Corporate	16.26%
1ISP_JPEM_*	JPMorgan Diversified...	Equity: Global	10.37%
1ISP_BBEU_*	JPMorgan BetaBuilder...	Equity: Global	8.98%
1ISP_BBJP_*	JPMorgan BetaBuilder...	Equity: Global	5.60%
1ISP_JGHY_N	JPMorgan Global High...	Equity: Global	2.01%
1ISP_JMAB_N	JPMorgan USD Emergin...	Equity: Global	1.98%
1ISP_BBAX_*	JPMorgan BetaBuilder...	Equity: Global	1.49%
1ISP_BBLB_*	JPMorgan BetaBuilder...	Debt: Government	1.20%
		Total	**95.07%**

CURRENCY BREAKDOWN[1]

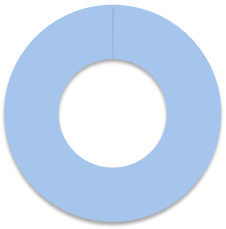

CAD	0.00%
EUR	0.00%
MXN	0.11%
UDI	0.00%
USD	99.89%
Total	**100.00%**

ASSET CLASS BREAKDOWN[1]

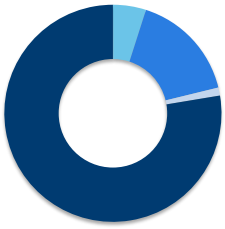

Liquid Assets	0.12%
Commodities	4.81%
Others	0.00%
Debt: Corporate	16.26%
Debt: Index Fund	0.00%
Debt: Government	1.20%
Equity: REIT's	0.00%
Equity: Index Fund	0.00%
Equity: Global	77.62%
Equity: Local	0.00%
Total	**100.00%**

-"Others" includes equity, fx, clearing thresholds and/or derivatives mark to market.
-"Liquid Assets" includes 1-day government repo, Derivatives MtM and/or deposit accounts in MXN, USD and/or EUR.

GROWTH OF HYPOTHETICAL $1,000.00 USD[2]

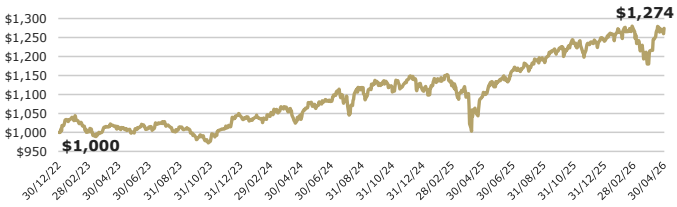

CURRENT RETURNS AS OF APR 30, 2026; IN USD, ABSOLUTE[3]

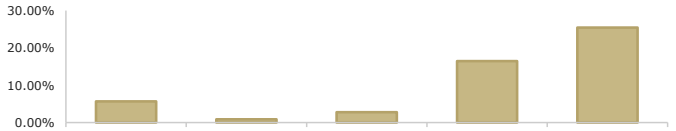

Return:	5.67%	0.87%	2.76%	16.47%	25.44%
Horizon:	Month	3 Months	YtD	12 Months	3 Years
From:	Mar 31, 2026	Jan 30, 2026	Dec 31, 2025	Apr 30, 2025	Apr 28, 2023

CALENDAR RETURNS; IN USD, ABSOLUTE[3]

Share Class B	Jan	Feb	Mar	Apr	May	Jun	Jul	Aug	Sep	Oct	Nov	Dec	YEAR
2026	1.88%	0.76%	-5.26%	5.67%									2.76%
2025	2.31%	-0.40%	-3.24%	-0.08%	3.42%	2.85%	0.48%	1.85%	2.23%	1.42%	0.03%	0.40%	11.66%
2024	-0.54%	0.60%	2.08%	-3.15%	3.32%	1.20%	1.33%	2.05%	1.46%	-2.45%	2.84%	-2.43%	6.21%
2023	3.71%	-3.47%	1.22%	0.24%	-1.71%	1.59%	1.42%	-1.50%	-2.10%	-1.54%	3.44%	3.48%	4.55%

Actinver | Asset Management

Acostúmbrate a ganar más®
For more information, please visit:
https://www.actinver.com/fondos
https://www.actinver.com/dinamo

Call Center (CAT) +52 55-1103-6699

Where to buy:
- Online Banking (e-Actinver)
- Online Broker (Actinver Trade)
- Actinver Brokerage Firm/Bank

Before investing please:
Consider the investment objectives, risks, charges and expenses of the fund or annuity and its investment options. Contact Actinver for a free prospectus and, if available, summary prospectus containing this information. Read it carefully.

1. All data based on holdings as of Apr 30, 2026. Due to the rounding of decimals involves an approximation, totals may not add up to 100% .
2. The chart reflects a hypothetical $1,000 Apr 30, 2026.
3. Equity Funds' absolute returns in USD (management and local taxes deducted according to the share class) as of Apr 30, 2026.

Investment return and principal value of an investment will fluctuate so that an investor's shares, when sold or redeem, may be worth more or less than the original cost.
Past performance and does not guarantee future results. Performance could be positive or negative.
The Funds are regulated by Comisión Nacional Bancaria y de Valores (CNBV), local regulator for investment funds.