

AZTECA1

Local Fixed Income

Actinver | Asset Management

FUND'S DESCRIPTION

April, 2026



Medium-Term Fixed Income Fund with strategic diversification and same day liquidity.

FUND KEY ASPECTS



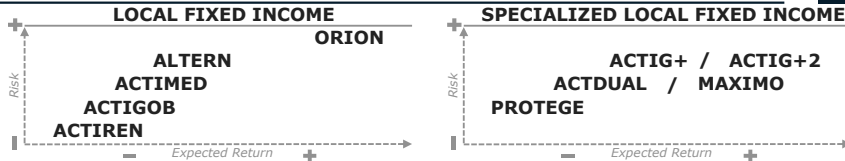
- Daily operations with same day liquidity.
- Aims to achieve capital appreciation above short-term saving instruments.
- Invests mainly in corporate bonds.
- One-year recommended investment horizon.
- Ideal for planning long-term financial wealth.

Medium-Term

KEY INFORMATION

Share Class	B	(164.1 mp)
ID Price Vendor	51_AZTECA1_B	
ISIN	MX51PT020017	
Term	Medium-Term	
Rating	AA/3 HR	
Investor	Individual, Legal Entity, Non-Taxable	
Buy	Every business day	
Sell	Monthly	
Settlement Date	Same day	
AUM's (mp)	173.25	

ACTINVER FUNDS

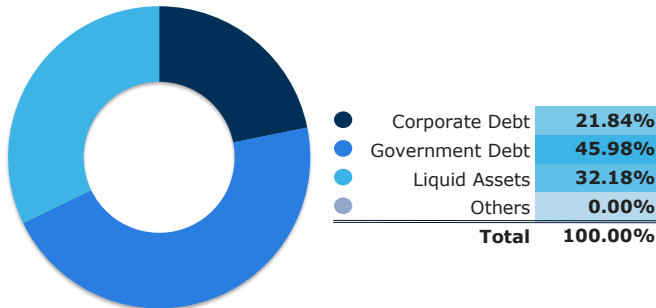


Current interest rate sensitivity



ASSET CLASS BREAKDOWN¹

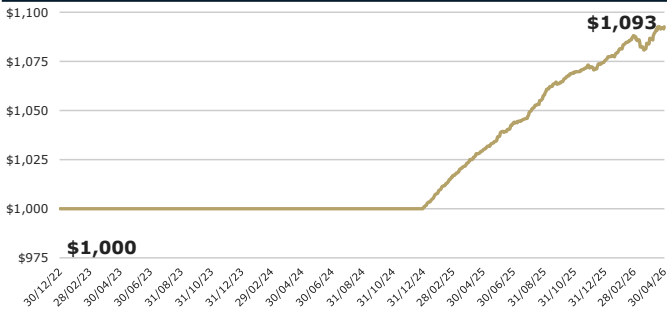
CURRENCY BREAKDOWN¹



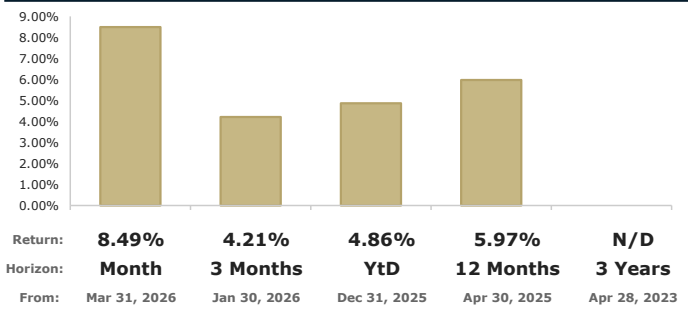
¹"Others" includes equity, fx, clearing thresholds and/or derivatives mark to market.

¹"Liquid Assets" includes 1-day government repo, Derivatives MtM and/or deposit accounts in MXN, USD and/or EUR.

GROWTH OF HYPOTHETICAL \$1,000.00 MXN²



CURRENT RETURNS AS OF APR 30, 2026; IN MXN, ANNUALIZED³



CALENDAR RETURNS; IN MXN, ANNUALIZED³

Share Class	Jan	Feb	Mar	Apr	May	Jun	Jul	Aug	Sep	Oct	Nov	Dec	YEAR
2026	6.72%	8.68%	-3.99%	8.49%									4.86%
2025	9.84%	10.40%	8.24%	7.70%	7.95%	8.66%	4.30%	11.70%	7.31%	6.19%	4.42%	2.10%	7.34%
2024													
2023													

Actinver

Asset Management

Acostúmbrate a ganar más®
For more information, please visit:
<https://www.actinver.com/fondos>
<https://www.actinver.com/otros-fondos>

Call Center (CAT) +52 55-1103-6699

Distributor: Banco Azteca, S.A.
Institución de Banca Múltiple.
Línea Azteca: (+52) 55 5447 8810
Web: www.bancoazteca.com.mx

Before investing please:
Consider the investment objectives, risks, charges and expenses of the fund or annuity and its investment options. Contact Actinver for a free prospectus and, if available, summary prospectus containing this information. Read it carefully.

1. All data based on holdings as of Apr 30, 2026. Due to the rounding of decimals involves an approximation, totals may not add up to 100% .
2. The chart reflects a hypothetical \$1,000 MXN investment (management and local taxes deducted, assumes reinvestment of dividends, coupons and/or capital gains calculated) calculated as of Apr 30, 2026.
3. Fixed Income Funds' annualized returns in MXN (management and local taxes deducted according to the share class) as of Apr 30, 2026.
Investment return and principal value of an investment will fluctuate so that an investor's shares, when sold or redeemed, may be worth more or less than the original cost.
Past performance and does not guarantee future results. Performance could be positive or negative.
The Funds are regulated by Comisión Nacional Bancaria y de Valores (CNBV), local regulator for investment funds.