

ACTVIDA

Multi-Asset

Actinver Asset Management

FUND'S DESCRIPTION



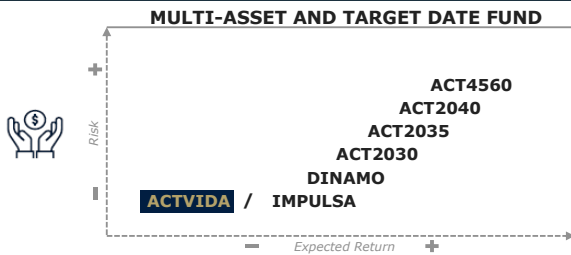
Multi-Asset Fund which invests in a diversified mix of debt and equity funds within local and foreign markets.

FUND KEY ASPECTS



1. Multi-Asset Fund with target volatility within a range of 1% to 3%.
2. The Fund includes a limited life insurance policy.
3. The Fund investment objective seeks capital appreciation in the long-term whilst simultaneously offers a personal protection.

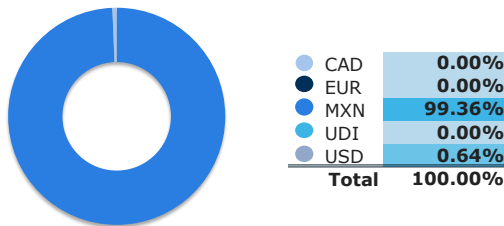
ACTINVER FUNDS




TOP 10 HOLDINGS¹

| ID Price Vendor | Issuer | Asset Class | Weight |
|-----------------|-------------------------|-------------------|---------------|
| 51_ALTERN_FF | Fondo ALTERN SA de C... | Debt: Multi-asset | 36.43% |
| 51_ORION_FF | Actinver - Actiplazo... | Debt: Multi-asset | 26.54% |
| 51_ACTIMED_FF | Actinver - Actimed S... | Debt: Multi-asset | 10.30% |
| 52_MAYA_FF | Fondo Maya SA de CV ... | Equity: Local | 7.12% |
| 52_ACTINTK_FF | Fondo Técnico Actinv... | Equity: Local | 4.18% |
| 1_SPORT_S | Grupo Sports World S... | Equity: Local | 3.59% |
| CF_PLIFE_26 | Parkway Life Real Es... | Equity: REIT'S | 2.30% |
| 52_ACTICRE_FF | Actinver - Acticrece... | Equity: Local | 2.19% |
| 51_ACTICOB_FF | Actinver - Acticober... | Debt: Multi-asset | 1.92% |
| 1_ACTINVR_B | Corp Actinver SAB de... | Equity: Local | 1.77% |
| Total | | | 96.34% |

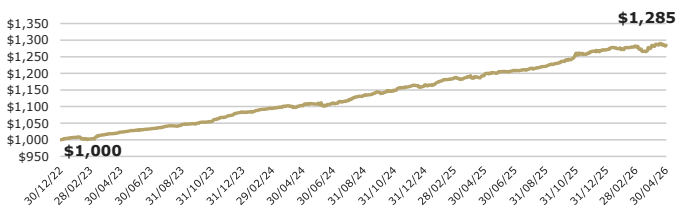
CURRENCY BREAKDOWN¹



ASSET CLASS BREAKDOWN¹



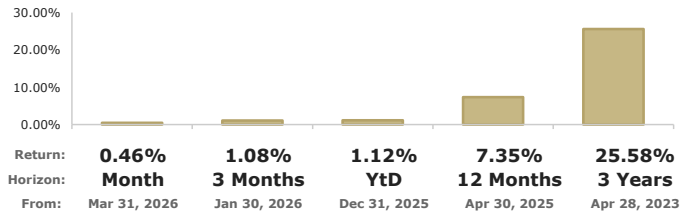
GROWTH OF HYPOTHETICAL \$1,000.00 MXN²



CALENDAR RETURNS; IN MXN, ABSOLUTE³

| Share Class | Jan | Feb | Mar | Apr | May | Jun | Jul | Aug | Sep | Oct | Nov | Dec | YEAR |
|-------------|-------|--------|--------|-------|-------|--------|-------|-------|-------|-------|-------|-------|-------|
| 2026 | 0.05% | 0.90% | -0.28% | 0.46% | | | | | | | | | 1.12% |
| 2025 | 0.94% | 0.86% | 0.29% | 0.59% | 0.70% | 0.28% | 0.47% | 0.51% | 1.10% | 2.19% | 0.25% | 0.50% | 9.02% |
| 2024 | 0.45% | 0.53% | 0.67% | 0.04% | 0.75% | -0.03% | 0.88% | 1.15% | 0.93% | 0.43% | 1.01% | 0.48% | 7.53% |
| 2023 | 0.75% | -0.52% | 1.44% | 0.64% | 0.53% | 0.47% | 0.73% | 0.41% | 0.38% | 0.61% | 1.45% | 1.21% | 8.40% |

CURRENT RETURNS AS OF APR 30, 2026; IN MXN, ABSOLUTE³



Actinver Asset Management

Acostúmbrate a ganar más®
For more information, please visit:
<https://www.actinver.com/fondos>
<https://www.actinver.com/actvida>

Call Center (CAT) +52 55-1103-6699

Where to buy:

- Online Banking (e-Actinver)
- Online Broker (Actinver Trade)
- Actinver Brokerage Firm/Bank

Before investing please:
Consider the investment objectives, risks, charges and expenses of the fund or annuity and its investment options. Contact Actinver for a free prospectus and, if available, summary prospectus containing this information. Read it carefully.

1. All data based on holdings as of Apr 30, 2026. Due to the rounding of decimals involves an approximation, totals may not add up to 100% .
2. The chart reflects a hypothetical \$1,000 Apr 30, 2023.
3. Equity Funds' absolute returns in MXN (management and local taxes deducted according to the share class) as of Apr 30, 2026. Investment return and principal value of an investment will fluctuate so that an investor's shares, when sold or redeemed, may be worth more or less than the original cost. Past performance and does not guarantee future results. Performance could be positive or negative.
The Funds are regulated by Comisión Nacional Bancaria y de Valores (CNBV), local regulator for investment funds.