

ECOFUND

Global Equity

Actinver | Asset Management

FUND'S DESCRIPTION



Global Equity Fund with an Investment Strategy based on companies focused on sustainable development goals.

August, 2024

FUND KEY ASPECTS



1. Active Managed Global Equity Fund.
2. Fund's strategy based on companies following sustainable development goals i.e. mobility, energy efficiency, improved nutrition or preservation of natural resources.
3. To implement its strategy, the fund is unconstrained in regards to companies' market capitalization or country bias, in order to access companies with the best technological profile in line with principles listed above.

Discretionary

KEY INFORMATION

Share Class	B	(80.5 mp)
ID Price Vendor	52 ECOFUND_B	
ISIN	MX52OP0E0015	
Term	Long-Term	
Rating	N/A	
Investor	Individual, Legal Entity, Non-Taxable	
Buy	Every business day	
Sell	Daily	
Settlement Date	48 hrs.	
AUM's (mp)	110.06	

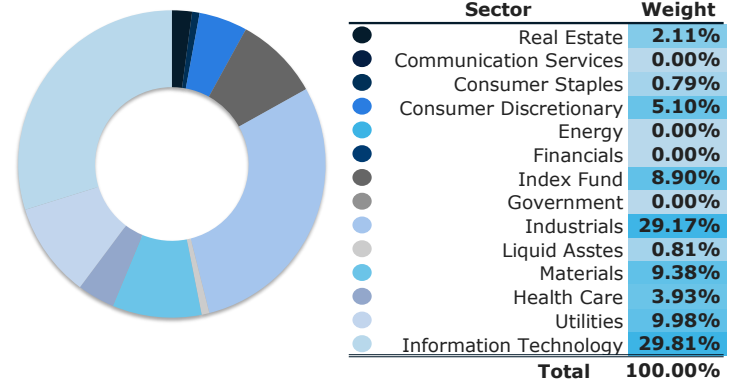
ACTINVER FUNDS

LOCAL EQUITY				GLOBAL EQUITY				TEMATIK						
LOCAL	NEARSHORING	GLOBAL		GLOBAL EQUITY		TEMATIK								
ACTIVAR	ACTICRE	MAYA	ACTIED	ACTI500	ACTIRVT	ESFERA	ACTGLCS	OPORT1	JPMRVUS	TEMATIK	DIGITAL	ROBOTIK	ECOFUND	SALUD
- Active Management +				- Active Management +										

TOP 10 HOLDINGS¹

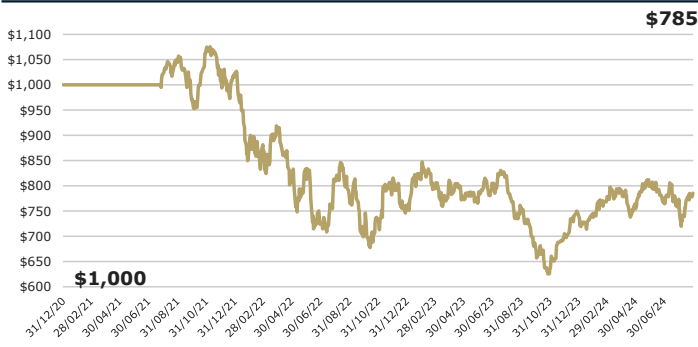
ID Price Vendor	Issuer	Sector	Weight
1ISP_CTEC_*	Global X CleanTech ETF	Funds	8.90%
1ASP_NEE_*	NextEra Energy Inc	Utilities	3.98%
1ASP_XYL_*	Xylem Inc/NY	Industria...	3.80%
1ASP_WCN_N	Waste Connections Inc	Industria...	3.32%
1ASP_LIN1_N	Linde PLC	Materials	3.29%
1ASP_CDNS_*	Cadence Design Systems ...	Informati...	3.00%
1ASP_NVDA_*	NVIDIA Corp	Informati...	2.87%
1ASP_IFX_N	Infineon Technologies A...	Informati...	2.87%
1ASP_TMO_*	Thermo Fisher Scientifi...	Health Ca...	2.81%
1ASP_ASML_N	ASML Holding NV	Informati...	2.63%
Total			37.46%

SECTOR BREAKDOWN¹

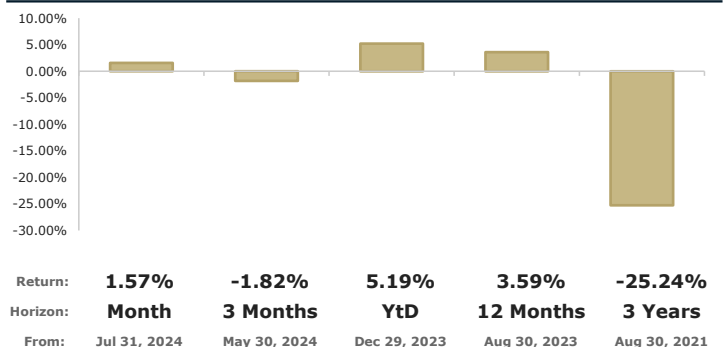


¹"Liquid Assets" includes 1-day government repo and/or deposit accounts in MXN, USD and/or EUR.

GROWTH OF HYPOTHETICAL \$1,000.00 USD²



CURRENT RETURNS AS OF AUG 30, 2024; IN USD, ABSOLUTE³



CALENDAR RETURNS; IN USD, ABSOLUTE³

Share Class B	Jan	Feb	Mar	Apr	May	Jun	Jul	Aug	Sep	Oct	Nov	Dec	YEAR
2024	-1.25%	4.66%	3.01%	-5.10%	6.21%	-4.27%	0.82%	1.57%					5.19%
2023	9.04%	-3.58%	2.13%	-3.87%	-1.84%	5.18%	1.91%	-7.79%	-9.15%	-7.44%	9.80%	6.90%	-1.15%
2022	-13.01%	-0.98%	2.99%	-10.50%	1.24%	-12.05%	12.37%	-4.27%	-10.09%	4.67%	9.84%	-6.11%	-26.18%
2021								1.30%	-7.19%	9.54%	-4.95%	1.38%	-0.76%

Actinver | Asset Management

Acostúmbrete a ganar más®
For more information, please visit:
<https://www.actinver.com/fondos>
<https://www.actinver.com/ecofund>

Call Center (CAT) +52 55-1103-6699

- Where to buy:
- Online Banking (e-Actinver)
 - Online Broker (Bursanet)
 - Actinver Brokerage Firm/Bank

Before investing please:
Consider the investment objectives, risks, charges and expenses of the fund or annuity and its investment options. Contact Actinver for a free prospectus and, if available, summary prospectus containing this information. Read it carefully.

1. All data based on holdings as of Aug 30, 2024.
2. The chart reflects a hypothetical \$1,000 USD investment (management and local taxes deducted, assumes reinvestment of dividends, coupons and/or capital gains calculated) calculated as of Aug 30, 2024.
3. Equity Funds' absolute returns in USD (management and local taxes deducted according to the share class) as of Aug 30, 2024.
Investment return and principal value of an investment will fluctuate so that an investor's shares, when sold or redeemed, may be worth more or less than the original cost.
Past performance and does not guarantee future results. Performance could be positive or negative.
The Funds are regulated by Comisión Nacional Bancaria y de Valores (CNBV), local regulator for investment funds.