

DINAMO

Multi-Asset

FUND'S DESCRIPTION

April, 2024

Actinver

Asset Management

J.P.Morgan

ASSET MANAGEMENT

Discretionary

KEY INFORMATION

| | | |
|-----------------|---------------------------------------|--------------|
| Share Class | B | (1,900.6 mp) |
| ID Price Vendor | 52_DINAMO_B | |
| ISIN | MX52DI0M0013 | |
| Term | Long-Term | |
| Rating | N/A | |
| Investor | Individual, Legal Entity, Non-Taxable | |
| Buy | Every business day | |
| Sell | Daily | |
| Settlement Date | 48 hrs. | |
| AUM's (mp) | 2,102.02 | |



Active Managed Fund which invests in a global multi-sector dynamic portfolio, including debt and equity. To execute this strategy the fund is co-advised by J.P. Morgan Asset Management.

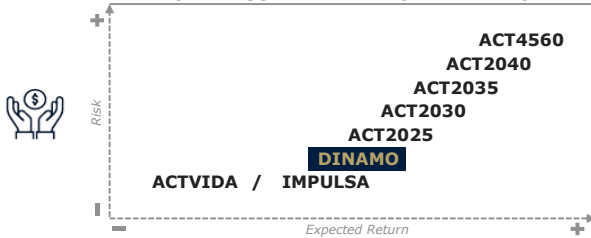
WHY INVEST IN OUR FUND?



1. Multi-Asset Global Fund co-advice by J.P. Morgan Asset Management.
2. The Fund invests on Global Debt and Equity through ETF's listed in the Mexican Stock Exchange.
3. The Fund allows for a diversification across different foreign asset classes.

ACTINVER FUNDS

MULTI-ASSET AND TARGET DATE FUND

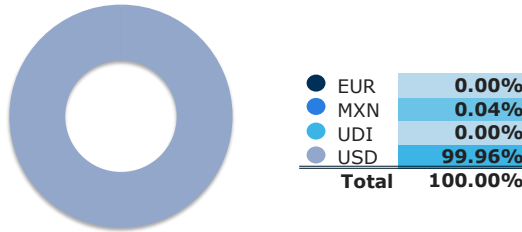


TOP 10 HOLDINGS¹


| ID Price Vendor | Issuer | Asset Class | Weight |
|-----------------|-------------------------|-----------------|--------|
| 1ISP_BBUS_* | JPMorgan BetaBuilder... | Equity: Global | 47.76% |
| 1ISP_VAGU_N | Vanguard Global Aggr... | Debt: Corporate | 17.94% |
| 1ISP_BBEU_* | JPMorgan BetaBuilder... | Equity: Global | 12.00% |
| 1ISP_JPEM_* | JPMorgan Diversified... | Equity: Global | 7.01% |
| 1ISP_JGHY_N | JPMorgan Global High... | Equity: Global | 6.12% |
| 1ISP_BBJP_* | JPMorgan BetaBuilder... | Equity: Global | 4.92% |
| 1ISP_EMGA_N | iShares JP Morgan EM... | Equity: Global | 1.98% |
| 1ISP_BBAX_* | JPMorgan BetaBuilder... | Equity: Global | 1.93% |

Total 99.66%

CURRENCY BREAKDOWN¹



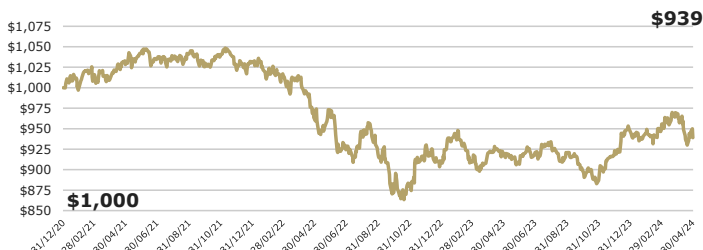
ASSET CLASS BREAKDOWN¹



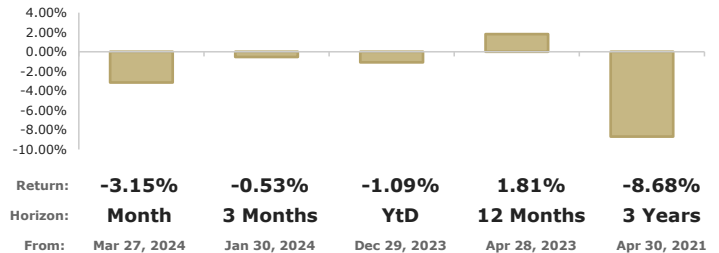
¹"Others" includes equity, fx, clearing thresholds and/or derivatives mark to market.

¹"Liquid Assets" includes 1-day government repo and/or deposit accounts in MXN, USD and/or EUR.

GROWTH OF HYPOTHETICAL \$1,000.00 USD²



CURRENT RETURNS AS OF APR 30, 2024; IN USD, ABSOLUTE³



CALENDAR RETURNS; IN USD, ABSOLUTE³

| Share Class B | Jan | Feb | Mar | Apr | May | Jun | Jul | Aug | Sep | Oct | Nov | Dec | YEAR |
|---------------|--------|--------|--------|--------|--------|--------|--------|--------|--------|--------|--------|--------|---------|
| 2024 | -0.54% | 0.60% | 2.08% | -3.15% | | | | | | | | | -1.09% |
| 2023 | 3.71% | -3.47% | 1.22% | 0.24% | -1.71% | 1.59% | 1.42% | -1.50% | -2.10% | -1.54% | 3.44% | 3.48% | 4.55% |
| 2022 | -1.23% | -0.23% | -0.66% | -4.60% | 0.43% | -4.49% | 2.41% | -2.91% | -5.16% | 0.92% | 5.13% | -1.82% | -12.01% |
| 2021 | -0.30% | 1.10% | 0.21% | 1.79% | 1.33% | -0.64% | -0.04% | 0.60% | -1.48% | 1.14% | -1.33% | 0.82% | 3.20% |

Actinver

Asset Management

Acostúmbrese a ganar más!
For more information, please visit:
<https://www.actinver.com/fondos>
<https://www.actinver.com/dinamo>

Call Center (CAT) +52 55-1103-6699

- Where to buy:
- Online Banking (e-Actinver)
 - Online Broker (Bursanet)
 - Actinver Brokerage Firm/Bank

Before investing please:
Consider the investment objectives, risks, charges and expenses of the fund or annuity and its investment options. Contact Actinver for a free prospectus and, if available, summary prospectus containing this information. Read it carefully.

1. All data based on holdings as of Apr 30, 2024.

2. The chart reflects a hypothetical \$1,000 Apr 30, 2024.

3. Equity Funds' absolute returns in USD (management and local taxes deducted according to the share class) as of Apr 30, 2024.

Investment return and principal value of an investment will fluctuate so that an investor's shares, when sold or redeemed, may be worth more or less than the original cost.

Past performance and does not guarantee future results. Performance could be positive or negative.

The Funds are regulated by Comisión Nacional Bancaria y de Valores (CNBV), local regulator for investment funds.