

ACTVIDA

Multi-Asset

Actinver | Asset Management

FUND'S DESCRIPTION

June, 2024



Multi-Asset Fund which invests in a diversified mix of debt and equity funds within local and foreign markets.

FUND KEY ASPECTS



- Multi-Asset Fund with target volatility within a range of 1% to 3%.
- The Fund includes a limited life insurance policy.
- The Fund investment objective seeks capital appreciation in the long-term whilst simultaneously offers a personal protection.

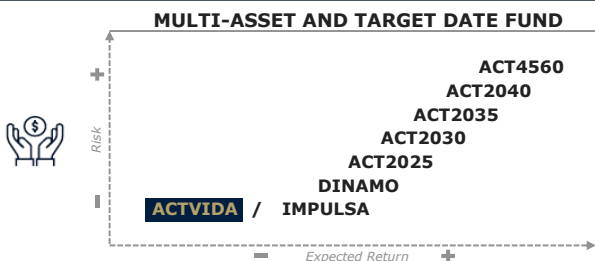
Discretionary

KEY INFORMATION

Share Class	B	(1,790.7 mp)
ID Price Vendor	52_ACTVIDA_B	
ISIN	MX52AC1I00A5	
Term	Long-Term	
Rating	N/A	
Investor	Individual, Non-Taxable	
Buy	Every business day	
Sell	Daily	
Settlement Date	24 hrs.	
AUM's (mp)	1,798.74	

ACTINVER FUNDS

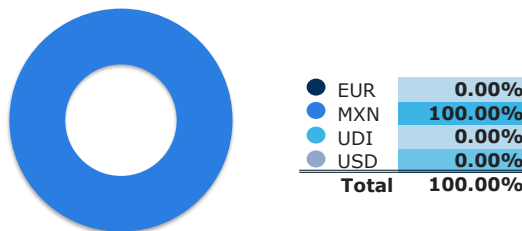
MULTI-ASSET AND TARGET DATE FUND




TOP 10 HOLDINGS¹

ID Price Vendor	Issuer	Asset Class	Weight
51_ORION_FF	Actinver - Actiplazo...	Debt: Multi-asset	40.42%
51_ACTIMED_FF	Actinver - Actimed S...	Debt: Multi-asset	22.23%
51_ALTERN_FF	Fondo ALTERN SA de C...	Debt: Multi-asset	16.19%
52_ACTIED_FF	Fondo Inmobiliario A...	Equity: REIT'S	6.91%
51_ACTICOB_FF	Actinver - Acticob...	Debt: Multi-asset	5.77%
52_ACTINTK_FF	Fondo Tecnico Actinv...	Equity: Local	3.13%
95_PEMEX_13-2	PETROLEOS MEXICANOS	Debt: Corporate	2.25%
1_ACTINVR_B	Corp Actinver SAB de...	Equity: Local	1.08%
1_SPORT_S	Grupo Sports World S...	Equity: Local	0.68%
52_ACTICRE_FF	Actinver - Acticrece...	Equity: Multi-asset	0.60%
Total			99.27%

CURRENCY BREAKDOWN¹



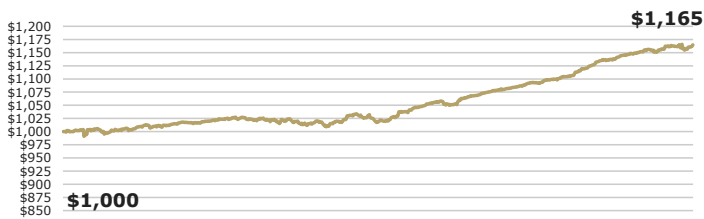
ASSET CLASS BREAKDOWN¹



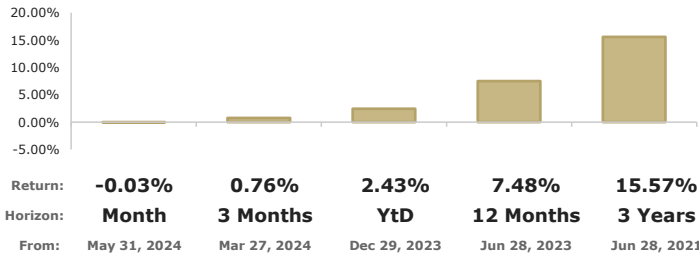
¹"Others" includes equity, fx, clearing thresholds and/or derivatives mark to market.

¹"Liquid Assets" includes 1-day government repo and/or deposit accounts in MXN, USD and/or EUR.

GROWTH OF HYPOTHETICAL \$1,000.00 MXN²



CURRENT RETURNS AS OF JUN 28, 2024; IN MXN, ABSOLUTE³



CALENDAR RETURNS; IN MXN, ABSOLUTE³

Share Class B	Jan	Feb	Mar	Apr	May	Jun	Jul	Aug	Sep	Oct	Nov	Dec	YEAR
2024	0.45%	0.53%	0.67%	0.04%	0.75%	-0.03%							2.43%
2023	0.75%	-0.52%	1.44%	0.64%	0.53%	0.47%	0.73%	0.41%	0.38%	0.61%	1.45%	1.21%	8.40%
2022	-0.27%	-0.15%	0.13%	-1.06%	0.64%	-0.46%	1.48%	-0.42%	-0.70%	0.86%	1.15%	0.95%	2.15%
2021	0.18%	0.02%	-0.48%	0.77%	0.44%	0.02%	0.22%	0.65%	-0.12%	0.45%	0.29%	0.22%	2.68%

Actinver | Asset Management

Acostúmbrate a ganar más@
For more information, please visit:
<https://www.actinver.com/fondos>
<https://www.actinver.com/actvida>

Call Center (CAT) +52 55-1103-6699

- Where to buy:
- Online Banking (e-Actinver)
 - Online Broker (Bursanet)
 - Actinver Brokerage Firm/Bank

Before investing please:
Consider the investment objectives, risks, charges and expenses of the fund or annuity and its investment options. Contact Actinver for a free prospectus and, if available, summary prospectus containing this information. Read it carefully.

1. All data based on holdings as of Jun 28, 2024.

2. The chart reflects a hypothetical \$1,000 Jun 28, 2024.

3. Equity Funds' absolute returns in MXN (management and local taxes deducted according to the share class) as of Jun 28, 2024.

Investment return and principal value of an investment will fluctuate so that an investor's shares, when sold or redeemed, may be worth more or less than the original cost.

Past performance and does not guarantee future results. Performance could be positive or negative.

The Funds are regulated by Comisión Nacional Bancaria y de Valores (CNBV), local regulator for investment funds.