

ACTIVAR

Local Equity

Actinver | Asset Management

FUND'S DESCRIPTION

June, 2024



Passive Equity Fund which tracks the S&P/BMV IPC Index, the main index of the BMV (Mexican Stock Exchange).

FUND KEY ASPECTS



1. Passive Equity Fund which tracks the S&P/BMV IPC Index.
2. The Mexican Stock Exchange is the second most important market in Latin American region.
3. Latin American Markets belong to Emerging Markets category and for this reason are eligible for Global Portfolios allocation.

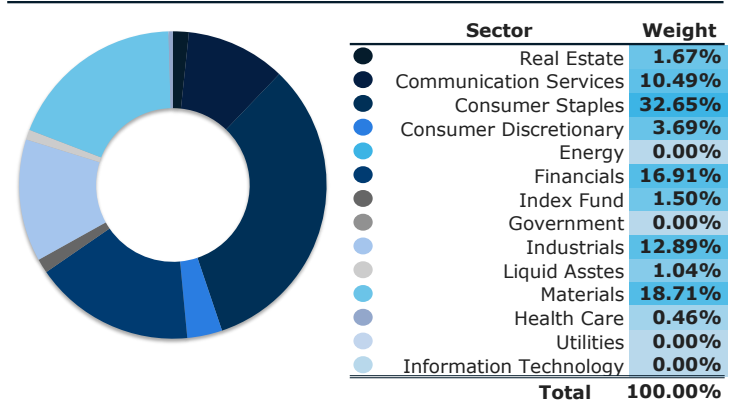
ACTINVER FUNDS



TOP 10 HOLDINGS¹

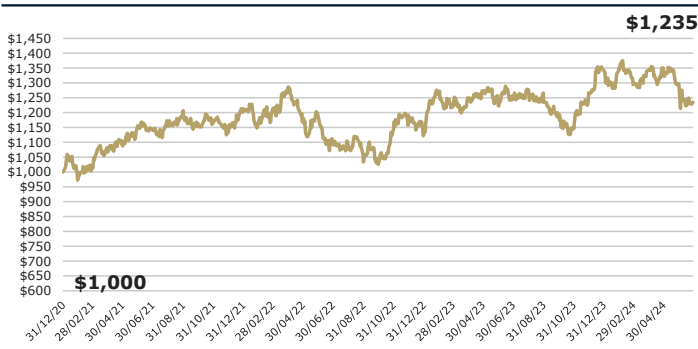
ID Price Vendor	Issuer	Sector	Weight
1_FEMSA_UBD	Fomento Economico Mexic...	Consumer ...	10.39%
1_GFNORTE_O	Grupo Financiero Banort...	Financial...	10.03%
1_GMEXICO_B	Grupo Mexico SAB de CV	Materials	9.31%
1_AMX_B	America Movil SAB de CV	Communica...	8.90%
1_WALMEX_*	Wal-Mart de Mexico SAB ...	Consumer ...	8.67%
1_CEMEX_CPO	Cemex SAB de CV	Materials	6.05%
1_GAP_B	Grupo Aeroportuario del...	Industria...	3.82%
1_ASUR_B	Grupo Aeroportuario del...	Industria...	3.63%
1_BIMBO_A	Grupo Bimbo SAB de CV	Consumer ...	3.44%
1_AC_*	Arca Continental SAB de...	Consumer ...	3.00%
Total			67.25%

SECTOR BREAKDOWN¹

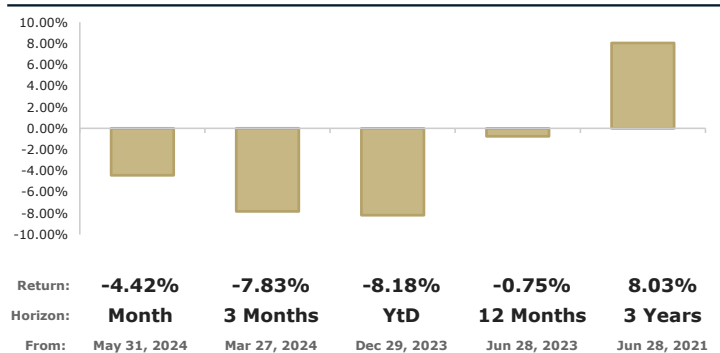


¹"Liquid Assets" includes 1-day government repo and/or deposit accounts in MXN, USD and/or EUR.

GROWTH OF HYPOTHETICAL \$1,000.00 MXN²



CURRENT RETURNS AS OF JUN 28, 2024; IN MXN, ABSOLUTE³



CALENDAR RETURNS; IN MXN, ABSOLUTE³

Share Class B	Jan	Feb	Mar	Apr	May	Jun	Jul	Aug	Sep	Oct	Nov	Dec	YEAR
2024	-0.11%	-3.52%	3.37%	-1.20%	-2.38%	-4.42%							-8.18%
2023	12.45%	-3.33%	1.93%	2.39%	-3.94%	1.90%	2.51%	-3.37%	-4.11%	-3.17%	10.52%	6.22%	19.91%
2022	-3.73%	3.86%	5.95%	-8.98%	1.66%	-8.18%	1.18%	-6.38%	-0.79%	11.80%	3.86%	-5.82%	-7.50%
2021	-2.74%	3.70%	5.78%	1.95%	6.28%	-1.20%	1.18%	4.40%	-3.56%	-0.14%	-2.58%	7.15%	21.28%

Actinver | Asset Management

Acostúmbrete a ganar más®
For more information, please visit:
<https://www.actinver.com/fondos>
<https://www.actinver.com/activar>

Call Center (CAT) +52 55-1103-6699

- Where to buy:
- Online Banking (e-Actinver)
 - Online Broker (Bursanet)
 - Actinver Brokerage Firm/Bank

Before investing please:
Consider the investment objectives, risks, charges and expenses of the fund or annuity and its investment options. Contact Actinver for a free prospectus and, if available, summary prospectus containing this information. Read it carefully.

1. All data based on holdings as of Jun 28, 2024.
2. The chart reflects a hypothetical \$1,000 MXN investment (management and local taxes deducted, assumes reinvestment of dividends, coupons and/or capital gains calculated) calculated as of Jun 28, 2024.
3. Equity Funds' absolute returns in MXN (management and local taxes deducted according to the share class) as of Jun 28, 2024.
Investment return and principal value of an investment will fluctuate so that an investor's shares, when sold or redeemed, may be worth more or less than the original cost.
Past performance and does not guarantee future results. Performance could be positive or negative.
The Funds are regulated by Comisión Nacional Bancaria y de Valores (CNBV), local regulator for investment funds.