

ACTIRVT

Specialized U.S.
Equity

Actinver

Asset
Management

FUND'S DESCRIPTION

December, 2025



Foreign Equity Fund which tracks the USA Stock Market, the fund aims to preserve capital denominated in MXN during the one-year lock-in investment period. The fund mainly invests in options, warrants and structured notes with the purpose to guarantee the principal whilst maintaining an indexation to the USA Stock Market.

FUND KEY ASPECTS



- Access to the expected growth in the long term of risk assets that compares better to risk-free investment options.
- The fund seeks to preserve capital denominated in MXN in the event of expected losses in the equity markets.
- The fund grants exposure to the USA Stock Market whilst expecting to preserve capital.

ACTINVER FUNDS



OTHER CURRENCIES FIXED INCOME

LOCAL

ACTIVAR

ACTICRE

MAYA

NEARSHORING

ACTIED

GLOBAL

ACTI500

ACTIRVT

JPMRVUS

ESFERA

OPORT1

THEMATIC

TEMATIK

ACTIAI

ROBOTIK

SALUD

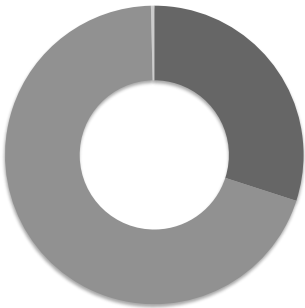
Active Management

TOP 10 HOLDINGS¹

ID Price Vendor	Issuer	Sector	Weight
BI_CETES_261015	MEXICO CETES	Government...	44.47%
BI_CETES_261210	MEXICO CETES	Government...	25.70%
1ISP_SPXL_*	Direxion Daily S&P 500 ...	Funds	21.11%
51_ACTICOB_FF	Actinver - Acticober SA...	Funds	7.17%
PUT_SPX_260930		Funds	1.91%

Total 100.37%

SECTOR BREAKDOWN¹

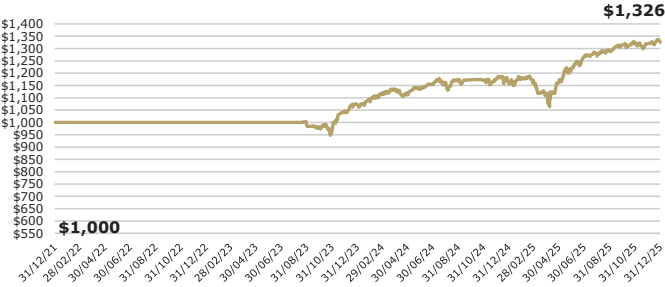


Sector	Weight
Real Estate	0.00%
Communication Services	0.00%
Consumer Staples	0.00%
Consumer Discretionary	0.00%
Energy	0.00%
Financials	0.00%
Index Fund	30.19%
Government	70.17%
Industrials	0.00%
Liquid Assets	-0.37%
Materials	0.00%
Health Care	0.00%
Utilities	0.00%
Information Technology	0.00%
Total	100.00%

¹"Liquid Assets" includes 1-day government repo, Derivatives MtM and/or deposit accounts in MXN, USD and/or EUR.

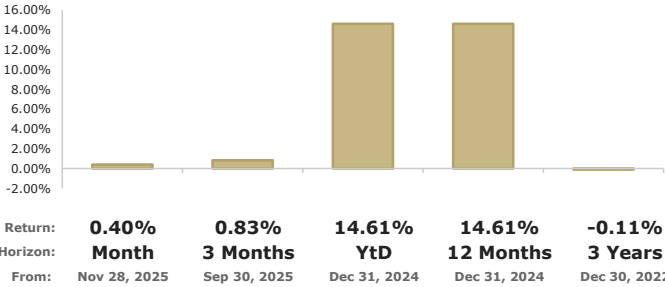
GROWTH OF HYPOTHETICAL

\$1,000.00 USD²



CURRENT RETURNS AS OF

DEC 31, 2025; IN USD, ABSOLUTE³



CALENDAR RETURNS; IN USD, ABSOLUTE³

Share Class	Jan	Feb	Mar	Apr	May	Jun	Jul	Aug	Sep	Oct	Nov	Dec	YEAR
B													
2025	1.83%	-0.55%	-5.03%	4.40%	4.26%	4.53%	0.89%	1.15%	1.80%	0.43%	0.00%	0.40%	14.61%
2024	0.95%	2.93%	1.81%	-2.13%	2.33%	1.40%	0.84%	0.91%	-0.07%	-0.22%	0.49%	-1.66%	7.71%
2023									-0.57%	-1.62%	8.17%	3.00%	7.39%
2022													

Actinver

Asset
Management

Acostúmbrate a ganar más®
For more information, please visit:
<https://www.actinver.com/fondos>
<https://www.actinver.com/activrt>

Call Center (CAT) +52 55-1103-6699

Where to buy:
• Online Banking (e-Actinver)
• Online Broker (Actinver Trade)
• Actinver Brokerage Firm/Bank

Before investing please:
Consider the investment objectives, risks, charges and expenses of the fund or annuity and its investment options. Contact Actinver for a free prospectus and, if available, summary prospectus containing this information. Read it carefully.

1. All data based on holdings as of Dec 31, 2025. Due to the rounding of decimals involves an approximation, totals may not add up to 100% .
2. The chart reflects a hypothetical \$1,000 USD investment (management and local taxes deducted, assumes reinvestment of dividends, coupons and/or capital gains calculated) calculated as of Dec 31, 2025.
3. Equity Funds' absolute returns in USD (management and local taxes deducted according to the share class) as of Dec 31, 2025.
Investment return and principal value of an investment will fluctuate so that an investor's shares, when sold or redeemed, may be worth more or less than the original cost.
Past performance does not guarantee future results. Performance could be positive or negative.
The Funds are regulated by Comisión Nacional Bancaria y de Valores (CNBV), local regulator for investment funds.