

ACTIREN

Local Fixed Income

Actinver | Asset Management

FUND'S DESCRIPTION

March, 2024



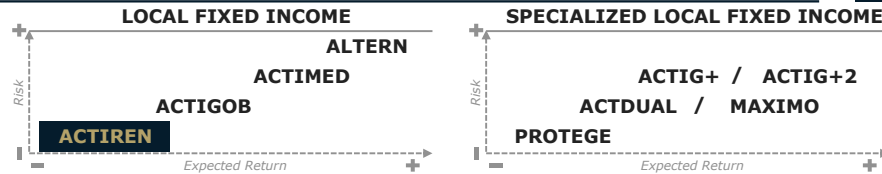
Short-Term Fixed Income Fund, Low-Moderate Risk Profile and Same Day Settlement Date.

WHY INVEST IN OUR FUND?



- Fund's objective is to provide liquidity with low volatility.
- Savings available on same day of settlement date.
- Historically, the fund has paid a return on saving balances, as opposed to savings accounts that do not generate a return.

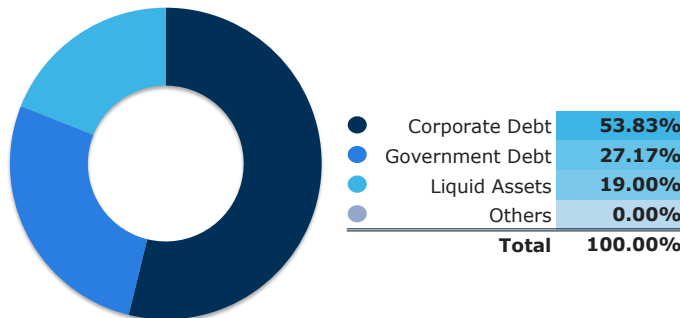
ACTINVER FUNDS



Current interest rate sensitivity



ASSET CLASS BREAKDOWN¹

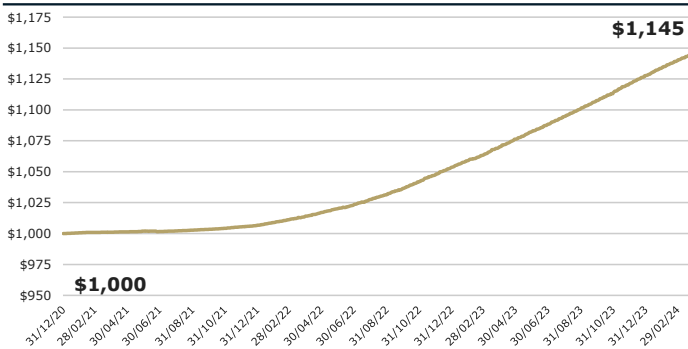


¹"Others" includes equity, fx, clearing thresholds and/or derivatives mark to market.
²"Liquid Assets" includes 1-day government repo and/or deposit accounts in MXN, USD and/or EUR.

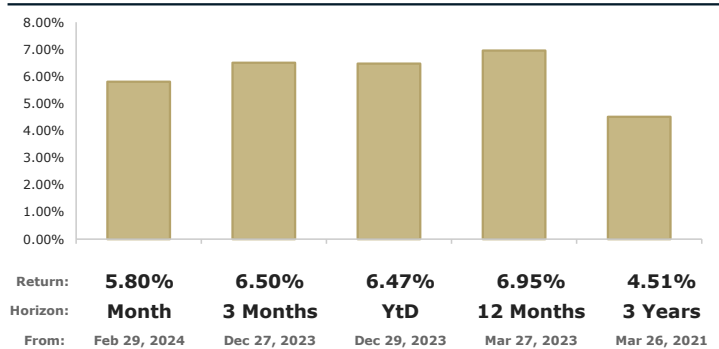
CURRENCY BREAKDOWN¹



GROWTH OF HYPOTHETICAL \$1,000.00 MXN²



CURRENT RETURNS AS OF MAR 27, 2024; IN MXN, ANNUALIZED³



CALENDAR RETURNS; IN MXN, ANNUALIZED³

| Share Class B | Jan | Feb | Mar | Apr | May | Jun | Jul | Aug | Sep | Oct | Nov | Dec | YEAR |
|---------------|-------|-------|-------|-------|-------|--------|-------|-------|-------|-------|-------|-------|-------|
| 2024 | 7.20% | 6.44% | 5.80% | | | | | | | | | | 6.47% |
| 2023 | 6.46% | 5.45% | 7.19% | 7.25% | 7.23% | 6.37% | 7.23% | 7.02% | 7.00% | 7.07% | 7.88% | 7.03% | 6.94% |
| 2022 | 2.76% | 2.90% | 3.18% | 3.56% | 3.81% | 3.51% | 5.01% | 4.73% | 5.50% | 6.62% | 6.53% | 6.85% | 4.59% |
| 2021 | 0.74% | 0.43% | 0.19% | 0.42% | 0.65% | -0.39% | 0.57% | 0.71% | 0.77% | 1.01% | 1.46% | 1.40% | 0.66% |

Min. 12M: 5.80%(Mar-2024); Max. 12M: 7.88%(Nov-2023)

Actinver | Asset Management

Acostúmbrese a ganar más®
 For more information, please visit:
<https://www.actinver.com/fondos>
<https://www.actinver.com/actiren>

Call Center (CAT) +52 55-1103-6699

- Where to buy:
- Online Banking (e-Actinver)
 - Online Broker (Bursanet)
 - Actinver Brokerage Firm/Bank

Before investing please:
 Consider the investment objectives, risks, charges and expenses of the fund or annuity and its investment options. Contact Actinver for a free prospectus and, if available, summary prospectus containing this information. Read it carefully.

1. All data based on holdings as of Mar 27, 2024.
 2. The chart reflects a hypothetical \$1,000 MXN investment (management and local taxes deducted, assumes reinvestment of dividends, coupons and/or capital gains calculated) calculated as of Mar 27, 2024.
 3. Fixed Income Funds' annualized returns in MXN (management and local taxes deducted according to the share class) as of Mar 27, 2024.
 Investment return and principal value of an investment will fluctuate so that an investor's shares, when sold or redeemed, may be worth more or less than the original cost.
 Past performance and does not guarantee future results. Performance could be positive or negative.
 The Funds are regulated by Comisión Nacional Bancaria y de Valores (CNBV), local regulator for investment funds.