

# ACTIPLU

USD Fixed Income

Actinver | Asset Management

## FUND'S DESCRIPTION

April, 2024



Long-Term Fixed Income Fund and a settlement date within 48 hrs. The fund mainly invests in Debt denominated in USD.

## WHY INVEST IN OUR FUND?



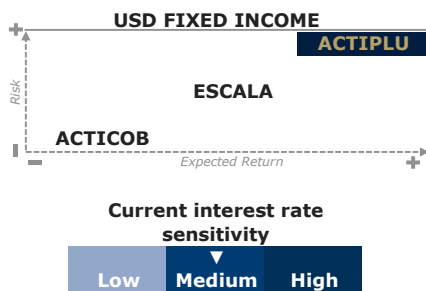
1. USD Long-Term Fixed-Income investment.
2. Fund's exposure mainly to investment grade Mexican Corporate Debt denominated in USD.
3. The Fund's investment objective seeks capital appreciation in USD terms in the long run.

Long-Term USD Dollar

### KEY INFORMATION

Share Class	B	(1,320.6 mp)
ID Price Vendor	51_ACTIPLU_B	
ISIN	MX51AC0500J1	
Term	Long-Term	
Rating	AAA/3 HR	
Investor	Individual, Legal Entity, Non-Taxable	
Buy	Every business day	
Sell	Daily	
Settlement Date	48 hrs.	
AUM's (mp)	1,433.94	

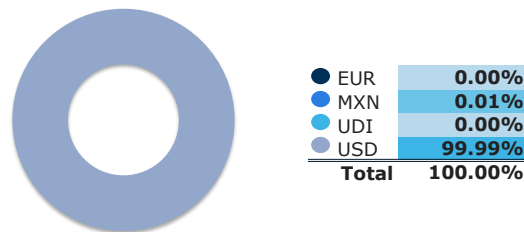
## ACTINVER FUNDS




## TOP 10 HOLDINGS<sup>1</sup>

ID Price Vendor	Issuer	Sector	Weight
D4SP_TBILJ59_250320	TREASURY BILL	Government	16.97%
D2SP_SANTM18_240524	Banco Santander Me...	Financials	12.03%
D4SP_TBILB24_240815	TREASURY BILL	Government	11.66%
D2SP_LIVEE96_241002	EL PUERTO DE LIVER...	Consumer Discr...	10.59%
D1SP_MEXJ98_250427	UNITED MEXICAN STA...	Government	6.98%
D2SP_ALSEA53_261214	ALSEA S.A.	Consumer Discr...	6.67%
D5SP_TNOTV46_260131	US TREASURY N/B	Government	5.90%
D5SP_TNOTS61_290531	US TREASURY N/B	Government	5.47%
D2SP_ORBIB11_260511	ORBIA ADVANCE CORP...	Materials	3.29%
D2SP_SFCCA29_280513	SAGICOR FINANCIAL ...	Financials	3.21%
<b>Total</b>			<b>82.78%</b>

## CURRENCY BREAKDOWN<sup>1</sup>



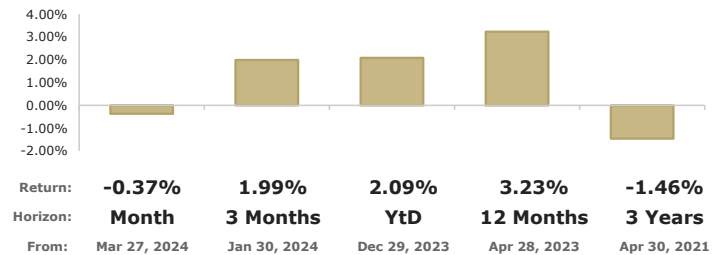
## ASSET CLASS BREAKDOWN<sup>1</sup>



## GROWTH OF HYPOTHETICAL \$1,000.00 USD<sup>2</sup>



## CURRENT RETURNS AS OF APR 30, 2024; IN USD, ANNUALIZED<sup>3</sup>



## CALENDAR RETURNS; IN USD, ANNUALIZED<sup>3</sup>

Share Class B	Jan	Feb	Mar	Apr	May	Jun	Jul	Aug	Sep	Oct	Nov	Dec	YEAR
2024	2.07%	2.54%	4.18%	-0.37%									2.09%
2023	11.27%	-0.73%	4.83%	5.00%	2.68%	2.04%	4.52%	3.29%	2.36%	2.10%	7.79%	5.77%	4.22%
2022	-21.49%	-25.23%	-5.42%	-18.13%	-5.21%	-22.37%	4.37%	0.31%	-9.64%	1.19%	6.93%	4.08%	-8.03%
2021	-11.59%	-7.80%	-10.83%	4.31%	-0.12%	6.39%	2.40%	5.57%	-13.35%	-6.93%	-16.90%	15.19%	-3.19%

Actinver | Asset Management

Acostúmbrese a ganar más®  
For more information, please visit:  
<https://www.actinver.com/fondos>  
<https://www.actinver.com/actiplu>

Call Center (CAT) +52 55-1103-6699

- Where to buy:
- Online Banking (e-Actinver)
  - Online Broker (Bursanet)
  - Actinver Brokerage Firm/Bank

Before investing please:  
Consider the investment objectives, risks, charges and expenses of the fund or annuity and its investment options. Contact Actinver for a free prospectus and, if available, summary prospectus containing this information. Read it carefully.

1. All data based on holdings as of Apr 30, 2024.  
2. The chart reflects a hypothetical \$1,000 USD investment (management and local taxes deducted, assumes reinvestment of dividends, coupons and/or capital gains calculated) calculated as of Apr 30, 2024.  
3. Fixed Income Funds' annualized returns in USD (management and local taxes deducted according to the share class) as of Apr 30, 2024.  
Investment return and principal value of an investment will fluctuate so that an investor's shares, when sold or redeemed, may be worth more or less than the original cost.  
Past performance and does not guarantee future results. Performance could be positive or negative.  
The Funds are regulated by Comisión Nacional Bancaria y de Valores (CNBV), local regulator for investment funds.