

# ACTIED

Local Equity

Actinver | Asset Management

## FUND'S DESCRIPTION

March, 2024



Active Managed Equity Fund focused on a stock portfolio of companies and sectors with future growth perspectives based on the nearshoring thesis in Mexico.

## WHY INVEST IN OUR FUND?



1. Active Managed Equity Fund seeking to take advantage of opportunities based on the mexican nearshoring thesis.
2. Access to this economic long term opportunity.
3. Access to the expected growth in the long term as a consequence of the mexican nearshoring trend.

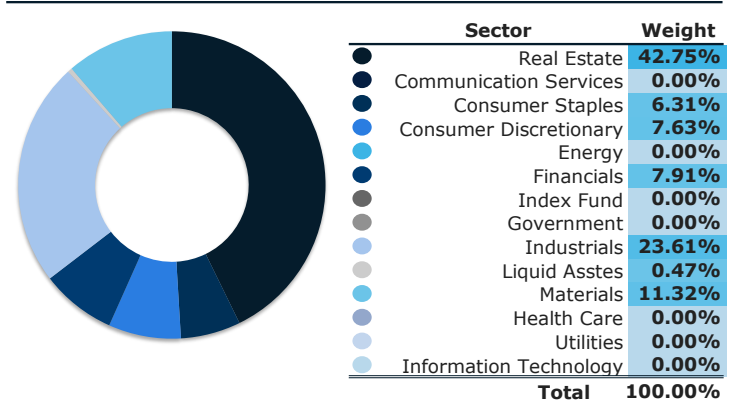
## ACTINVER FUNDS



## TOP 10 HOLDINGS<sup>1</sup>

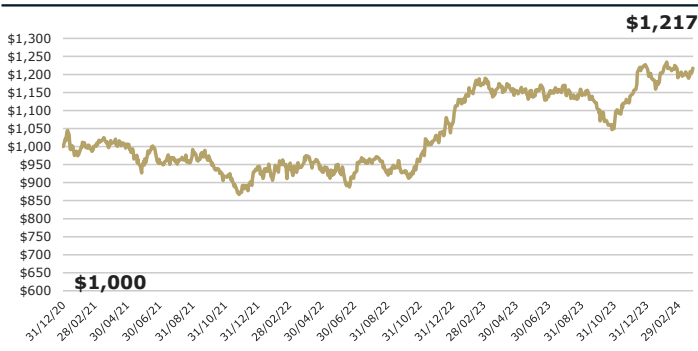
ID Price Vendor	Issuer	Sector	Weight
1_VESTA_*	Corp Inmobiliaria Vesta...	Real Esta...	6.84%
CF_FIBRAMQ_12	Macquarie Mexico Real E...	Real Esta...	6.79%
CF_FINN_13	Asesor de Activos Prism...	Real Esta...	6.73%
CF_FMTY_14	Fibra MTY SAPI de CV	Real Esta...	6.70%
CF_FUNO_11	Fibra Uno Administracio...	Real Esta...	6.09%
1_TRAXION_A	Grupo Traxion SAB de CV	Industria...	5.99%
1_GAP_B	Grupo Aeroportuario del...	Industria...	5.72%
CF_TERRA_13	PLA Administradora Indu...	Real Esta...	5.60%
1_GMXT_*	GMexico Transportes SAB...	Industria...	5.26%
1_OMA_B	Grupo Aeroportuario del...	Industria...	5.07%
<b>Total</b>			<b>60.78%</b>

## SECTOR BREAKDOWN<sup>1</sup>

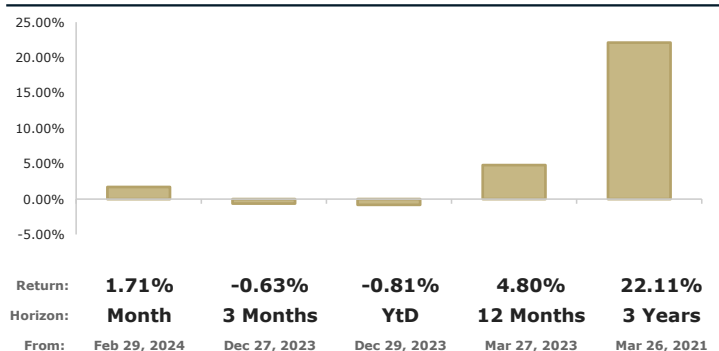


<sup>1</sup>"Liquid Assets" includes 1-day government repo and/or deposit accounts in MXN, USD and/or EUR.

## GROWTH OF HYPOTHETICAL \$1,000.00 MXN<sup>2</sup>



## CURRENT RETURNS AS OF MAR 27, 2024; IN MXN, ABSOLUTE<sup>3</sup>



## CALENDAR RETURNS; IN MXN, ABSOLUTE<sup>3</sup>

Share Class B	Jan	Feb	Mar	Apr	May	Jun	Jul	Aug	Sep	Oct	Nov	Dec	YEAR
2024	-1.61%	-0.88%	1.71%										-0.81%
2023	7.80%	2.90%	-0.33%	-1.10%	-1.59%	0.02%	2.80%	-2.25%	-3.24%	-5.12%	8.51%	7.71%	16.04%
2022	-1.69%	1.70%	1.90%	-2.90%	1.79%	-2.57%	4.31%	-3.31%	-0.59%	3.25%	7.44%	2.67%	12.02%
2021	-2.17%	2.29%	0.75%	-0.69%	-4.27%	-0.53%	0.71%	3.28%	-1.74%	-5.98%	-4.39%	7.78%	-5.59%

Actinver | Asset Management

Acostúmbrete a ganar más®  
For more information, please visit:  
<https://www.actinver.com/fondos>  
<https://www.actinver.com/actied>

Call Center (CAT) +52 55-1103-6699

- Where to buy:
- Online Banking (e-Actinver)
  - Online Broker (Bursanet)
  - Actinver Brokerage Firm/Bank

Before investing please:  
Consider the investment objectives, risks, charges and expenses of the fund or annuity and its investment options. Contact Actinver for a free prospectus and, if available, summary prospectus containing this information. Read it carefully.

1. All data based on holdings as of Mar 27, 2024.  
2. The chart reflects a hypothetical \$1,000 MXN investment (management and local taxes deducted, assumes reinvestment of dividends, coupons and/or capital gains calculated) calculated as of Mar 27, 2024.  
3. Equity Funds' absolute returns in MXN (management and local taxes deducted according to the share class) as of Mar 27, 2024.  
Investment return and principal value of an investment will fluctuate so that an investor's shares, when sold or redeemed, may be worth more or less than the original cost.  
Past performance and does not guarantee future results. Performance could be positive or negative.  
The Funds are regulated by Comisión Nacional Bancaria y de Valores (CNBV), local regulator for investment funds.