

ACTIED

Local Equity

Actinver | Asset Management

FUND'S DESCRIPTION

August, 2024



Active Managed Equity Fund focused on a stock portfolio of companies and sectors with future growth perspectives based on the nearshoring thesis in Mexico.

FUND KEY ASPECTS



1. Active Managed Equity Fund seeking to take advantage of opportunities based on the mexican nearshoring thesis.
2. Access to this economic long term opportunity.
3. Access to the expected growth in the long term as a consequence of the mexican nearshoring trend.

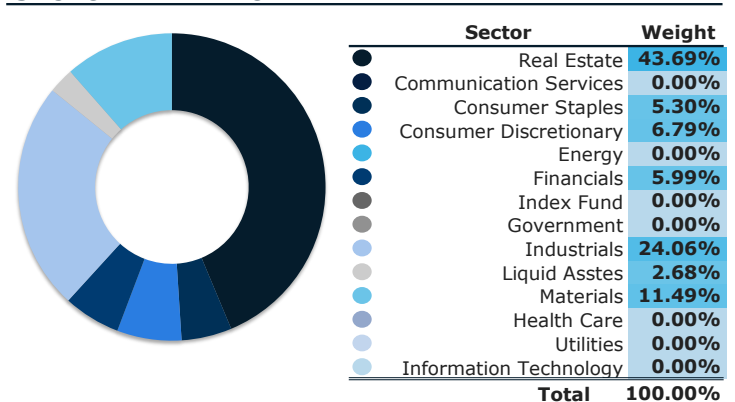
ACTINVER FUNDS

LOCAL EQUITY				GLOBAL EQUITY										
LOCAL	NEARSHORING		GLOBAL		GLOBAL EQUITY		TEMATIK							
ACTIVAR	ACTICRE	MAYA	ACTIED	ACTI500	ACTIRVT	ESFERA	ACTGLCS	OPORT1	JPMRVUS	TEMATIK	DIGITAL	ROBOTIK	ECOFUND	SALUD
- Active Management +				- Active Management +										

TOP 10 HOLDINGS¹

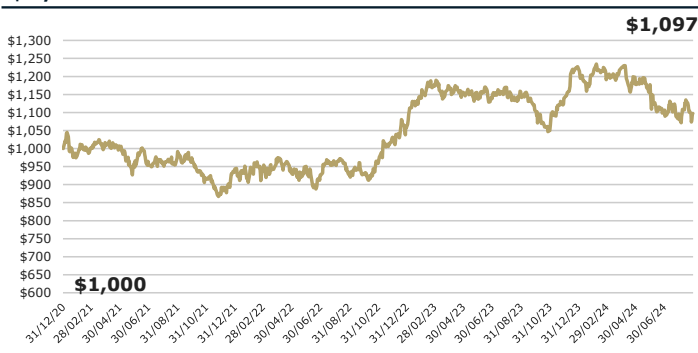
ID Price Vendor	Issuer	Sector	Weight
CF_FIBRAPL_14	Prologis Property Mexic...	Real Esta...	8.23%
CF_FMTY_14	Fibra MTY SAPI de CV	Real Esta...	7.95%
CF_FIBRAMQ_12	Macquarie Mexico Real E...	Real Esta...	7.64%
1_VESTA_*	Corp Inmobiliaria Vesta...	Real Esta...	7.52%
1_GAP_B	Grupo Aeroportuario del...	Industria...	7.17%
CF_FINN_13	Asesor de Activos Prism...	Real Esta...	6.21%
CF_FUNO_11	Fibra Uno Administracio...	Real Esta...	6.14%
1_GMXT_*	GMexico Transportes SAB...	Industria...	5.11%
1_OMA_B	Grupo Aeroportuario del...	Industria...	4.96%
1_TRAXION_A	Grupo Traxion SAB de CV	Industria...	4.88%
Total			65.81%

SECTOR BREAKDOWN¹

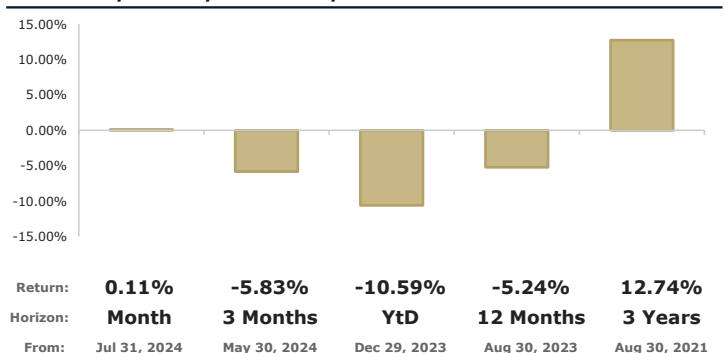


¹"Liquid Assets" includes 1-day government repo and/or deposit accounts in MXN, USD and/or EUR.

GROWTH OF HYPOTHETICAL \$1,000.00 MXN²



CURRENT RETURNS AS OF AUG 30, 2024; IN MXN, ABSOLUTE³



CALENDAR RETURNS; IN MXN, ABSOLUTE³

Share Class B	Jan	Feb	Mar	Apr	May	Jun	Jul	Aug	Sep	Oct	Nov	Dec	YEAR
2024	-1.61%	-0.88%	1.71%	-3.21%	-0.10%	-6.41%	-0.50%	0.11%					-10.59%
2023	7.80%	2.90%	-0.33%	-1.10%	-1.59%	0.02%	2.80%	-2.25%	-3.24%	-5.12%	8.51%	7.71%	16.04%
2022	-1.69%	1.70%	1.90%	-2.90%	1.79%	-2.57%	4.31%	-3.31%	-0.59%	3.25%	7.44%	2.67%	12.02%
2021	-2.17%	2.29%	0.75%	-0.69%	-4.27%	-0.53%	0.71%	3.28%	-1.74%	-5.98%	-4.39%	7.78%	-5.59%

Actinver | Asset Management

Acostúmbrese a ganar más®
For more information, please visit:
<https://www.actinver.com/fondos>
<https://www.actinver.com/actied>

Call Center (CAT) +52 55-1103-6699

- Where to buy:
- Online Banking (e-Actinver)
 - Online Broker (Bursanet)
 - Actinver Brokerage Firm/Bank

Before investing please:
Consider the investment objectives, risks, charges and expenses of the fund or annuity and its investment options. Contact Actinver for a free prospectus and, if available, summary prospectus containing this information. Read it carefully.

1. All data based on holdings as of Aug 30, 2024.
2. The chart reflects a hypothetical \$1,000 MXN investment (management and local taxes deducted, assumes reinvestment of dividends, coupons and/or capital gains calculated) calculated as of Aug 30, 2024.
3. Equity Funds' absolute returns in MXN (management and local taxes deducted according to the share class) as of Aug 30, 2024.
Investment return and principal value of an investment will fluctuate so that an investor's shares, when sold or redeemed, may be worth more or less than the original cost.
Past performance and does not guarantee future results. Performance could be positive or negative.
The Funds are regulated by Comisión Nacional Bancaria y de Valores (CNBV), local regulator for investment funds.