

ACTIED

Local Equity

FUND'S DESCRIPTION

December, 2025



Active Managed Equity Fund focused on a stock portfolio of companies and sectors with future growth perspectives based on the nearshoring thesis in Mexico.

FUND KEY ASPECTS



1. Active Managed Equity Fund seeking to take advantage of opportunities based on the Mexican nearshoring thesis.
2. Access to this economic long term opportunity.
3. Access to the expected growth in the long term as a consequence of the Mexican nearshoring trend.

ACTINVER FUNDS



OTHER CURRENCIES FIXED INCOME

LOCAL

ACTIVAR

ACTICRE

MAYA

NEARSHORING

ACTIED

Active Management

LOCAL EQUITY

GLOBAL

ACTI500

ACTIRVT

JPMRVUS

ESFERA

OPORT1

THEMATIC

TEMATIK

ACTIAI

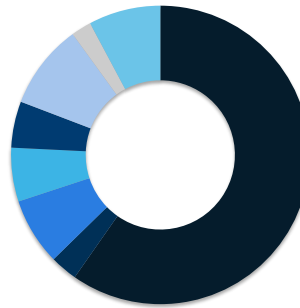
ROBOTIK

SALUD

TOP 10 HOLDINGS¹

ID Price Vendor	Issuer	Sector	Weight
CF_FIBRAPL_14	Prologis Property Mexic...	Real Esta...	10.27%
CF_FUNO_11	Fibra Uno Administracio...	Real Esta...	10.14%
CF_FMTY_14	Fibra MTY SAPI de CV	Real Esta...	9.47%
1_VESTA_*	Corp Inmobiliaria Vesta...	Real Esta...	9.09%
CF_FIBRAMQ_12	Macquarie Mexico Real E...	Real Esta...	8.29%
CF_NEXT_25	Nearshoring Experts & T...	Real Esta...	7.10%
1_ESENTIA_II	Esentia Energy Developm...	Energy	5.83%
CF_FINN_13	Asesor de Activos Prism...	Real Esta...	5.37%
1_GFNORTE_O	Grupo Financiero Banort...	Financial...	4.71%
1_GCC_*	GCC SAB de CV	Materials	3.99%
Total			74.25%

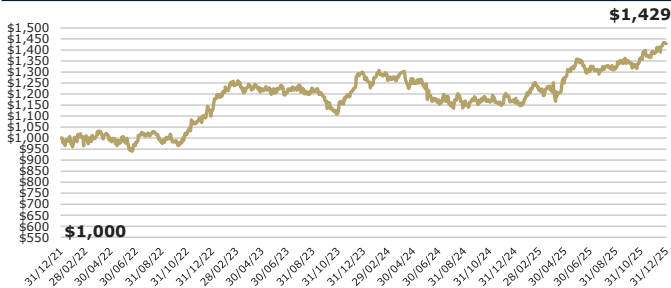
SECTOR BREAKDOWN¹



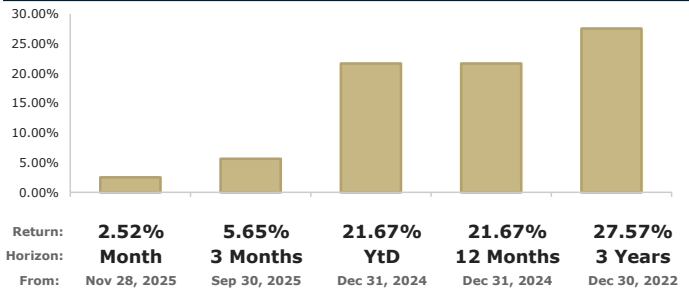
Sector	Weight
Real Estate	59.72%
Communication Services	0.00%
Consumer Staples	2.96%
Consumer Discretionary	7.27%
Energy	5.83%
Financials	5.02%
Index Fund	0.00%
Government	0.00%
Industrials	9.22%
Liquid Assets	2.18%
Materials	7.80%
Health Care	0.00%
Utilities	0.00%
Information Technology	0.00%
Total	100.00%

¹"Liquid Assets" includes 1-day government repo, Derivatives MtM and/or deposit accounts in MXN, USD and/or EUR.

GROWTH OF HYPOTHETICAL \$1,000.00 MXN²



CURRENT RETURNS AS OF DEC 31, 2025; IN MXN, ABSOLUTE³



CALENDAR RETURNS; IN MXN, ABSOLUTE³

Share Class	Jan	Feb	Mar	Apr	May	Jun	Jul	Aug	Sep	Oct	Nov	Dec	YEAR
B													
2025	1.72%	1.82%	-0.42%	4.63%	7.25%	-4.21%	1.74%	-0.85%	2.99%	0.86%	2.17%	2.52%	21.67%
2024	-1.61%	-0.88%	1.71%	-3.21%	-0.10%	-6.41%	-0.50%	0.11%	0.57%	0.08%	-1.67%	2.11%	-9.64%
2023	7.80%	2.90%	-0.33%	-1.10%	-1.59%	0.02%	2.80%	-2.25%	-3.24%	-5.12%	8.51%	7.71%	16.04%
2022	-1.69%	1.70%	1.90%	-2.90%	1.79%	-2.57%	4.31%	-3.31%	-0.59%	3.25%	7.44%	2.67%	12.02%

Actinver

Asset Management

Acostúmbrate a ganar más®

For more information, please visit:

<https://www.actinver.com/fondos>

<https://www.actinver.com/actied>

Call Center (CAT) +52 55-1103-6699

Where to buy:

• Online Banking (e-Actinver)

• Online Broker

(Actinver Trade)

• Actinver Brokerage Firm/Bank

Before investing please:

Consider the investment objectives, risks, charges and expenses of the fund or annuity and its investment options. Contact Actinver for a free prospectus and, if available, summary prospectus containing this information. Read it carefully.

¹ All data based on holdings as of Dec 31, 2025. Due to the rounding of decimals involves an approximation, totals may not add up to 100% .

² The chart reflects a hypothetical \$1,000 MXN investment (management and local taxes deducted, assumes reinvestment of dividends, coupons and/or capital gains calculated) calculated as of Dec 31, 2025.

³ Equity Funds' absolute returns in MXN (management and local taxes deducted according to the share class) as of Dec 31, 2025.

Investment return and principal value of an investment will fluctuate so that an investor's shares, when sold or redeemed, may be worth more or less than the original cost.

Past performance does not guarantee future results. Performance could be positive or negative.

The Funds are regulated by Comisión Nacional Bancaria y de Valores (CNBV), local regulator for investment funds.