

ACTICRE

Local Equity

Actinver | Asset Management

FUND'S DESCRIPTION

April, 2024



Active Managed Equity Fund focused on a stock portfolio of companies with a significant market value discount and future growth perspectives.

WHY INVEST IN OUR FUND?



1. Active Managed Equity fund specialized on companies in the Mexican Stock Exchange.
2. Investment strategy based on companies with a significant market value discount and future growth perspectives.
3. Historically, value strategies are among the top performers in the long run.

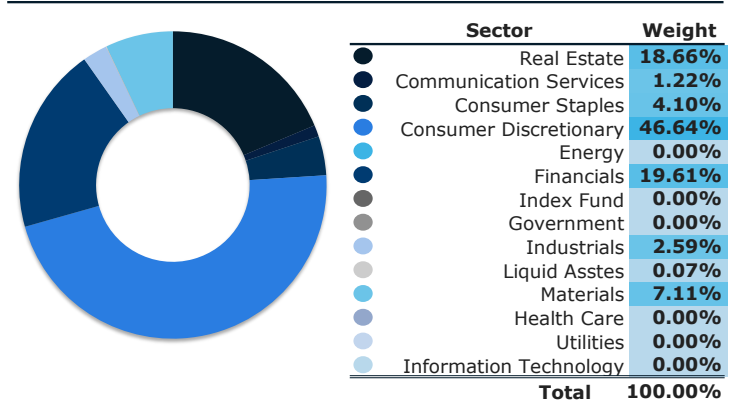
ACTINVER FUNDS



TOP 10 HOLDINGS¹

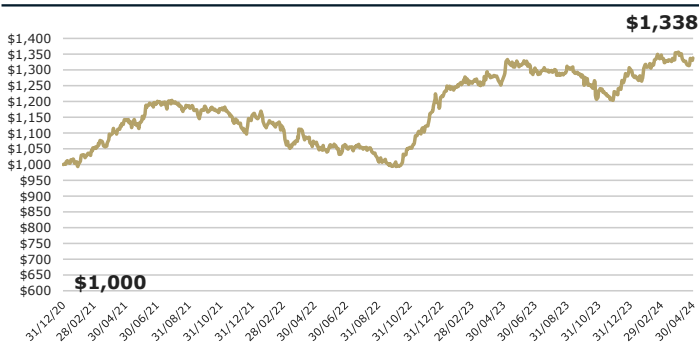
ID Price Vendor	Issuer	Sector	Weight
1_SPORT_S	Grupo Sports World SAB ...	Consumer ...	22.02%
CF_FINN_13	Asesor de Activos Prism...	Real Esta...	17.58%
1_VINTE_*	Vinte Viviendas Integra...	Consumer ...	14.99%
1_ACTINVR_B	Corp Actinver SAB de CV	Financial...	13.30%
1_CEMEX_CPO	Cemex SAB de CV	Materials	7.11%
1_CADU_A	Corpovael SA de CV	Consumer ...	5.06%
1_ALTERNA_B	Alterna Asesoría Intern...	Financial...	5.02%
1_HCITY_*	Hoteles City Express SA...	Consumer ...	4.41%
1_BAFAR_B	Grupo Bafar SAB de CV	Consumer ...	4.10%
1_TRAXION_A	Grupo Traxion SAB de CV	Industria...	2.59%
Total			96.18%

SECTOR BREAKDOWN¹

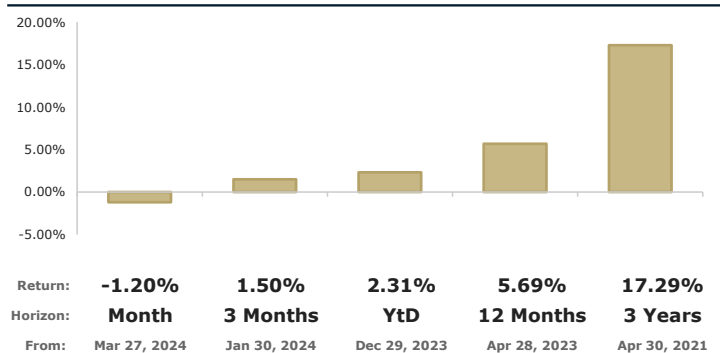


¹"Liquid Assets" includes 1-day government repo and/or deposit accounts in MXN, USD and/or EUR.

GROWTH OF HYPOTHETICAL \$1,000.00 MXN²



CURRENT RETURNS AS OF APR 30, 2024; IN MXN, ABSOLUTE³



CALENDAR RETURNS; IN MXN, ABSOLUTE³

Share Class B	Jan	Feb	Mar	Apr	May	Jun	Jul	Aug	Sep	Oct	Nov	Dec	YEAR
2024	0.35%	2.70%	0.49%	-1.20%									2.31%
2023	2.79%	0.98%	2.06%	-1.47%	3.54%	-0.37%	-0.83%	1.32%	-2.12%	-3.92%	-0.21%	6.20%	7.81%
2022	-2.24%	-1.09%	-0.54%	-3.74%	-0.69%	-0.25%	-0.50%	-4.15%	-1.55%	5.76%	6.46%	8.16%	4.87%
2021	-0.10%	5.44%	3.66%	4.46%	-0.39%	5.17%	0.24%	-0.94%	-0.14%	-0.62%	-3.40%	1.67%	15.65%

Actinver | Asset Management

Acostúmbrete a ganar más®
For more information, please visit:
<https://www.actinver.com/fondos>
<https://www.actinver.com/acticre>

Call Center (CAT) +52 55-1103-6699

- Where to buy:
- Online Banking (e-Actinver)
 - Online Broker (Bursanet)
 - Actinver Brokerage Firm/Bank

Before investing please:
Consider the investment objectives, risks, charges and expenses of the fund or annuity and its investment options. Contact Actinver for a free prospectus and, if available, summary prospectus containing this information. Read it carefully.

¹ All data based on holdings as of Apr 30, 2024.

² The chart reflects a hypothetical \$1,000 MXN investment (management and local taxes deducted, assumes reinvestment of dividends, coupons and/or capital gains calculated) calculated as of Apr 30, 2024.

³ Equity Funds' absolute returns in MXN (management and local taxes deducted according to the share class) as of Apr 30, 2024.

Investment return and principal value of an investment will fluctuate so that an investor's shares, when sold or redeemed, may be worth more or less than the original cost.

Past performance and does not guarantee future results. Performance could be positive or negative.

The Funds are regulated by Comisión Nacional Bancaria y de Valores (CNBV), local regulator for investment funds.