

ACTI500

U.S. Equity

Actinver

Asset Management

FUND'S DESCRIPTION

December, 2025



Foreign Equity Fund which tracks the S&P 500 Index through listed ETFs.

FUND KEY ASPECTS



1. Passive Equity Fund which tracks the S&P 500 Index.
2. The Fund's strategy is executed through listed ETF's listed on the MSE and related to the S&P 500 Index.
3. This stock market index has been one of the top performers during the last 10 years.

ACTINVER FUNDS



OTHER CURRENCIES FIXED INCOME

LOCAL

ACTIVAR

ACTICRE

MAYA

NEARSHORING

ACTIED

ACTI500

ACTIRVT

GLOBAL

JPMRVUS

ESFERA

OPORT1

LOCAL EQUITY

THEMATIC

TEMATIK

ACTIAI

ROBOTIK

SALUD


Active Management

TOP 10 HOLDINGS¹

ID Price Vendor	Issuer	Sector	Weight
1ISP_SPYM_*	State Street SPDR Portf...	Funds	42.85%
1ISP_BBUS_*	JPMorgan BetaBuilders U...	Funds	22.87%
1ISP_VOO_*	Vanguard S&P 500 ETF	Funds	18.84%
1ISP_SPY_*	SPDR S&P 500 ETF Trust	Funds	13.83%
1ISP_500U_N	Amundi S&P 500 UCITS ET...	Funds	1.42%

Total 99.82%

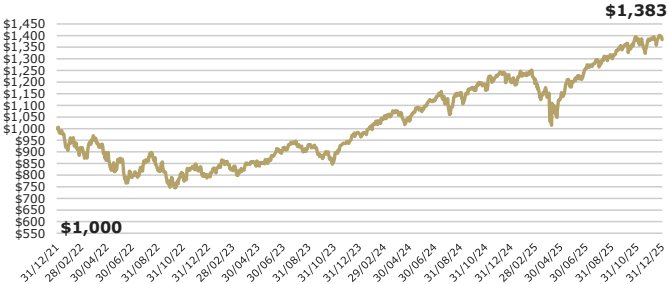
SECTOR BREAKDOWN¹



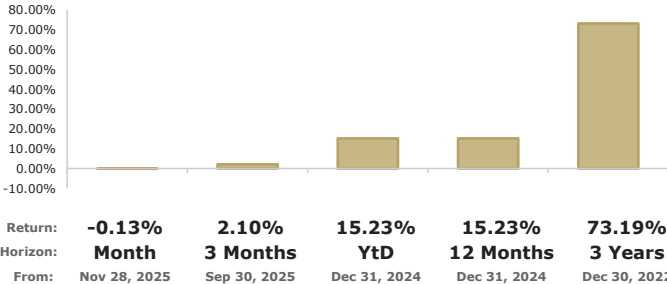
Sector	Weight
Real Estate	0.00%
Communication Services	0.00%
Consumer Staples	0.00%
Consumer Discretionary	0.00%
Energy	0.00%
Financials	0.00%
Index Fund	99.82%
Government	0.00%
Industrials	0.00%
Liquid Assets	0.18%
Materials	0.00%
Health Care	0.00%
Utilities	0.00%
Information Technology	0.00%
Total	100.00%

¹"Liquid Assets" includes 1-day government repo, Derivatives MtM and/or deposit accounts in MXN, USD and/or EUR.

GROWTH OF HYPOTHETICAL \$1,000.00 USD²



CURRENT RETURNS AS OF DEC 31, 2025; IN USD, ABSOLUTE³



CALENDAR RETURNS; IN USD, ABSOLUTE³

Share Class	Jan	Feb	Mar	Apr	May	Jun	Jul	Aug	Sep	Oct	Nov	Dec	YEAR
B	2.54%	-1.52%	-5.79%	-1.05%	6.19%	4.99%	2.11%	1.88%	3.37%	2.21%	0.02%	-0.13%	15.23%
2025	2.54%	-1.52%	-5.79%	-1.05%	6.19%	4.99%	2.11%	1.88%	3.37%	2.21%	0.02%	-0.13%	15.23%
2024	1.55%	5.01%	3.01%	-4.20%	4.80%	3.45%	0.96%	2.24%	1.96%	-1.05%	5.76%	-2.59%	22.39%
2023	5.84%	-2.71%	3.31%	1.39%	0.27%	6.27%	3.05%	-1.74%	-4.95%	-2.35%	9.03%	4.29%	22.80%
2022	-5.48%	-3.10%	3.56%	-8.98%	-0.03%	-8.48%	9.00%	-4.19%	-9.41%	7.88%	5.11%	-5.77%	-20.15%

Actinver

Asset Management

Acostúmbrate a ganar más®

For more information, please visit:

<https://www.actinver.com/fondos>

<https://www.actinver.com/acti500>

Call Center (CAT) +52 55-1103-6699

Where to buy:

• Online Banking (e-Actinver)

• Online Broker

(Actinver Trade)

• Actinver Brokerage Firm/Bank

Before investing please:

Consider the investment objectives, risks, charges and expenses of the fund or annuity and its investment options. Contact Actinver for a free prospectus and, if available, summary prospectus containing this information. Read it carefully.

¹ All data based on holdings as of Dec 31, 2025. Due to the rounding of decimals involves an approximation, totals may not add up to 100%.

² The chart reflects a hypothetical \$1,000 USD investment (management and local taxes deducted, assumes reinvestment of dividends, coupons and/or capital gains calculated) calculated as of Dec 31, 2025.

³ Equity Funds' absolute returns in USD (management and local taxes deducted according to the share class) as of Dec 31, 2025.

Investment return and principal value of an investment will fluctuate so that an investor's shares, when sold or redeemed, may be worth more or less than the original cost.

Past performance does not guarantee future results. Performance could be positive or negative.

The Funds are regulated by Comisión Nacional Bancaria y de Valores (CNBV), local regulator for investment funds.