

# ACTGLCS

Global Equity

Actinver | Asset Management

## FUND'S DESCRIPTION

August, 2024



Global Equity Fund focused on a stock portfolio of leading companies with high growth perspectives.  
The fund is co-advised by Credit Suisse (in brief by UBS).

## FUND KEY ASPECTS



1. Attractive investment opportunity in volatile environments, seeking to take advantage of stock selection based on fundamental analysis.
2. Portfolio composition concentrated on approximately 20-30 companies with high growth perspectives.
3. Investment strategy based on stock selection of leading companies with high barriers of entry and market share within its particular sector.

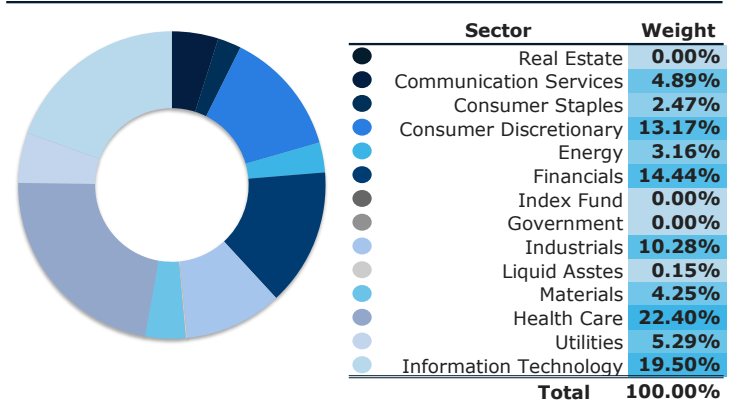
## ACTINVER FUNDS



## TOP 10 HOLDINGS<sup>1</sup>

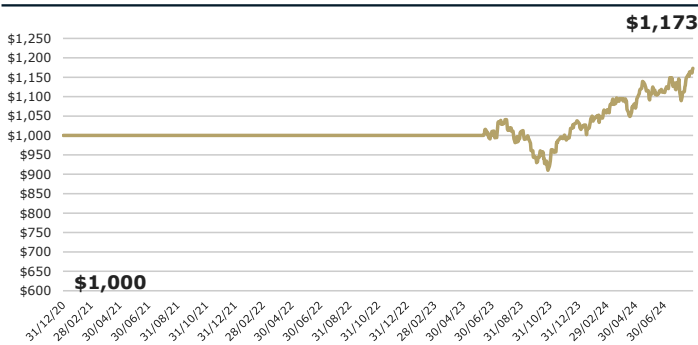
ID Price Vendor	Issuer	Sector	Weight
1ASP_ROG_N	Roche Holding AG	Health Ca...	5.83%
1ASP_AMZN_*	Amazon.com Inc	Consumer ...	5.81%
1ASP_JPM_*	JPMorgan Chase & Co	Financial...	5.59%
1ASP_NEE_*	NextEra Energy Inc	Utilities	5.29%
1ASP_TCEHY_N	Tencent Holdings Ltd	Communica...	4.89%
1ASP_PFE_*	Pfizer Inc	Health Ca...	4.79%
1ASP_UNH_*	UnitedHealth Group Inc	Health Ca...	4.72%
1ASP_DE_*	Deere & Co	Industria...	4.25%
1ASP_CRM_*	salesforce.com Inc	Informati...	4.23%
1ASP_TSM_N	TSMC	Informati...	4.22%
<b>Total</b>			<b>49.61%</b>

## SECTOR BREAKDOWN<sup>1</sup>

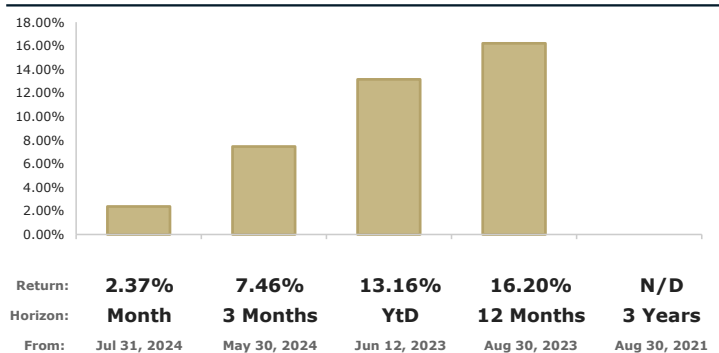


<sup>1</sup>"Liquid Assets" includes 1-day government repo and/or deposit accounts in MXN, USD and/or EUR.

## GROWTH OF HYPOTHETICAL \$1,000.00 USD<sup>2</sup>



## CURRENT RETURNS AS OF AUG 30, 2024; IN USD, ABSOLUTE<sup>3</sup>



## CALENDAR RETURNS; IN USD, ABSOLUTE<sup>3</sup>

Share Class B	Jan	Feb	Mar	Apr	May	Jun	Jul	Aug	Sep	Oct	Nov	Dec	YEAR
2024	0.03%	2.13%	3.39%	-2.22%	2.97%	0.94%	2.96%	2.37%					13.16%
2023							3.01%	-3.39%	-5.92%	-2.17%	7.77%	3.95%	3.66%
2022													
2021													

Actinver | Asset Management

Acostúmbrese a ganar más@  
For more information, please visit:  
<https://www.actinver.com/fondos>  
<https://actinver.com/actglcs>

Call Center (CAT) +52 55-1103-6699

- Where to buy:
- Online Banking (e-Actinver)
  - Online Broker (Bursanet)
  - Actinver Brokerage Firm/Bank

Before investing please:  
Consider the investment objectives, risks, charges and expenses of the fund or annuity and its investment options. Contact Actinver for a free prospectus and, if available, summary prospectus containing this information. Read it carefully.

1. All data based on holdings as of Aug 30, 2024.  
2. The chart reflects a hypothetical \$1,000 USD investment (management and local taxes deducted, assumes reinvestment of dividends, coupons and/or capital gains calculated) calculated as of Aug 30, 2024.  
3. Equity Funds' absolute returns in USD (management and local taxes deducted according to the share class) as of Aug 30, 2024.  
Investment return and principal value of an investment will fluctuate so that an investor's shares, when sold or redeemed, may be worth more or less than the original cost.  
Past performance and does not guarantee future results. Performance could be positive or negative.  
The Funds are regulated by Comisión Nacional Bancaria y de Valores (CNBV), local regulator for investment funds.