

# ACTDUAL

## FUND'S DESCRIPTION

June, 2024



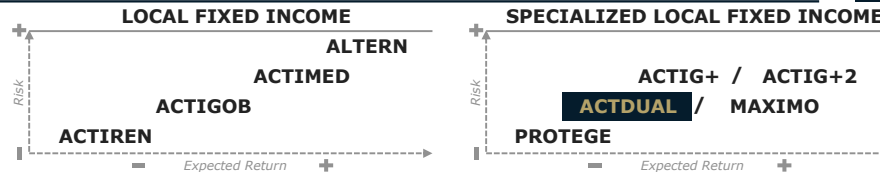
Fund's flexible investment regime allows for investing across different markets. The fund primarily invests in local and foreign debt.

## FUND KEY ASPECTS



- The Fund investment strategy seeks for the optimal mix of assets denominated in MXN and in USD.
- The Fund seeks to take advantage of peso/dolar exchange rate volatility in order to create an excess return above local debt instruments, in the long-run.
- Active management strategy primarily in fixed income denominated in pesos, whilst seeking to identify and take advantage of exchange rate fluctuations through US dollar denominated debt.

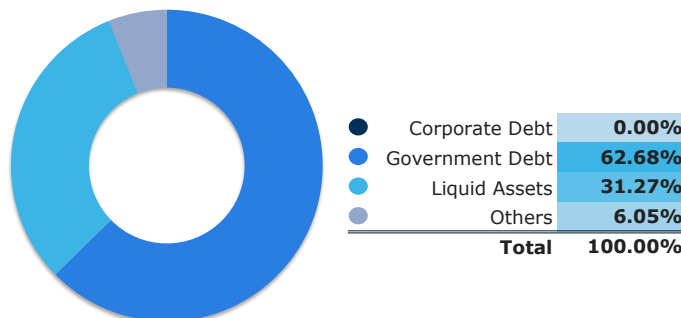
## ACTINVER FUNDS



Current interest rate sensitivity



## ASSET CLASS BREAKDOWN<sup>1</sup>

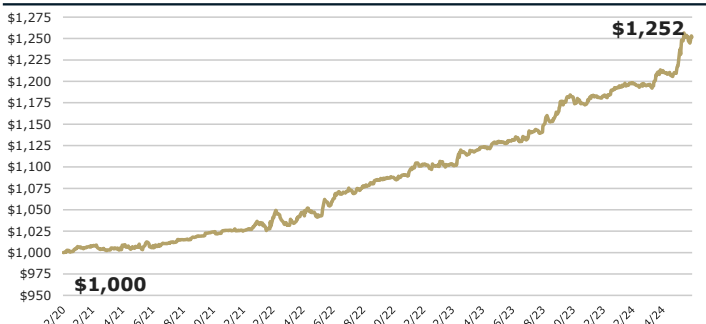


<sup>1</sup>"Others" includes equity, fx, clearing thresholds and/or derivatives mark to market.  
<sup>2</sup>"Liquid Assets" includes 1-day government repo and/or deposit accounts in MXN, USD and/or EUR.

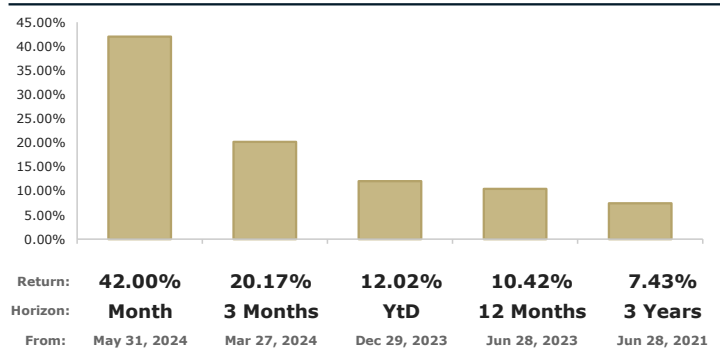
## CURRENCY BREAKDOWN<sup>1</sup>



## GROWTH OF HYPOTHETICAL \$1,000.00 MXN<sup>2</sup>



## CURRENT RETURNS AS OF JUN 28, 2024; IN MXN, ANNUALIZED<sup>3</sup>



## CALENDAR RETURNS; IN MXN, ANNUALIZED<sup>3</sup>

Share Class B	Jan	Feb	Mar	Apr	May	Jun	Jul	Aug	Sep	Oct	Nov	Dec	YEAR
2024	11.12%	5.19%	-2.56%	18.85%	4.96%	42.00%							12.02%
2023	-0.16%	0.20%	11.61%	9.87%	7.35%	2.22%	1.40%	16.13%	15.13%	22.54%	-3.02%	3.40%	7.04%
2022	9.73%	5.15%	-5.31%	15.61%	-1.96%	20.83%	12.96%	6.04%	8.57%	3.36%	3.42%	13.52%	7.47%
2021	9.05%	1.33%	-4.92%	7.70%	-2.48%	0.61%	3.98%	5.06%	5.38%	5.23%	2.27%	-0.13%	2.54%

Min. 12M: -3.02%(Nov-2023); Max. 12M: 42.00%(Jun-2024)

1. All data based on holdings as of Jun 28, 2024.  
 2. The chart reflects a hypothetical \$1,000 MXN investment (management and local taxes deducted, assumes reinvestment of dividends, coupons and/or capital gains calculated) calculated as of Jun 28, 2024.  
 3. Fixed Income Funds' annualized returns in MXN (management and local taxes deducted according to the share class) as of Jun 28, 2024.  
 Investment return and principal value of an investment will fluctuate so that an investor's shares, when sold or redeemed, may be worth more or less than the original cost.  
 Past performance and does not guarantee future results. Performance could be positive or negative.  
 The Funds are regulated by Comisión Nacional Bancaria y de Valores (CNBV), local regulator for investment funds.