

ACT2040

Target Date Fund

Actinver | Asset Management

FUND'S DESCRIPTION

March, 2024



Target Date Fund for retirement savings planning, that takes into consideration the expected date of retirement for the individual. Investment strategy follow a glidepath designed for individuals reaching retirement age (65 years) between 2036 and 2040.

WHY INVEST IN OUR FUND?



1. Target Date Fund, for individuals reaching 65 years (retirement age) between 2036 and 2040.
2. Expected Nominal Annualized Return within a range of 6% to 14% for the period.
3. Target Date Funds are designed considering a target return with an specific investment time horizon.

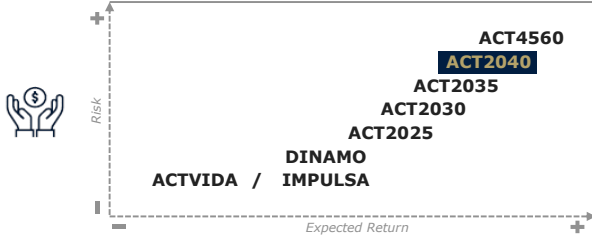
Discretionary

KEY INFORMATION

Share Class	E-1	(11.3 mp)
ID Price Vendor	52_ACT2040_E-1	
ISIN	MX52AC250031	
Term	Long-Term	
Rating	N/A	
Investor	Individual, Non-Taxable	
Buy	Every business day	
Sell	Daily	
Settlement Date	48 hrs.	
AUM's (mp)	24.87	

ACTINVER FUNDS

MULTI-ASSET AND TARGET DATE FUND

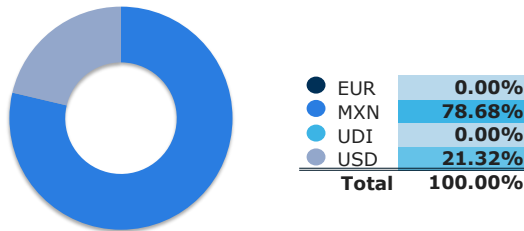


TOP 10 HOLDINGS¹


ID Price Vendor	Issuer	Asset Class	Weight
BI_CETES_240502	MEXICO CETES	Debt: Government	41.89%
M_BONOS_530731	MEX BONOS DESARR FIX...	Debt: Government	29.07%
1ISP_IVV_*	iShares Core S&P 500...	Equity: Global	21.32%
52_MAYA_FF	Fondo Maya SA de CV ...	Equity: Local	0.00%
51_ACTICOB_FF	Actinver - Acticober...	Debt: Multi-asset	0.00%
51_ACTIGOB_FF	Actinver - Actigober...	Debt: Government	0.00%

Total 92.28%

CURRENCY BREAKDOWN¹



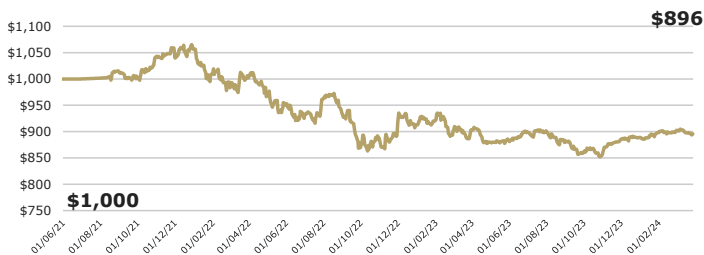
ASSET CLASS BREAKDOWN¹



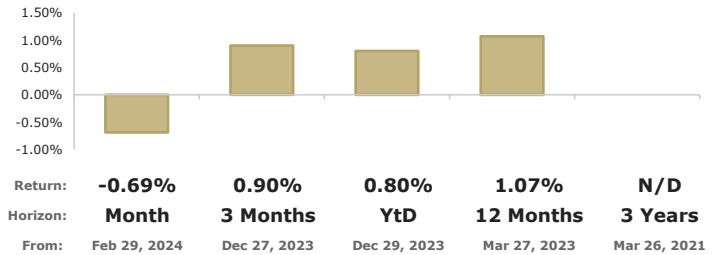
¹"Others" includes equity, fx, clearing thresholds and/or derivatives mark to market.

¹"Liquid Assets" includes 1-day government repo and/or deposit accounts in MXN, USD and/or EUR.

GROWTH OF HYPOTHETICAL \$1,000.00 MXN²



CURRENT RETURNS AS OF MAR 27, 2024; IN MXN, ABSOLUTE³



CALENDAR RETURNS; IN MXN, ABSOLUTE³

Share Class E-1	Jan	Feb	Mar	Apr	May	Jun	Jul	Aug	Sep	Oct	Nov	Dec	YEAR
2024	1.09%	0.40%	-0.69%										0.80%
2023	1.00%	-3.08%	1.04%	-2.47%	0.27%	1.86%	0.26%	-2.03%	-2.76%	-0.26%	3.25%	0.48%	-2.62%
2022	-4.30%	-1.67%	0.81%	-3.53%	-1.68%	-2.63%	3.86%	-2.79%	-6.91%	1.98%	3.17%	-0.23%	-13.57%
2021							0.15%	1.19%	-1.14%	3.86%	0.75%	0.74%	5.61%

Actinver | Asset Management

Acostúmbrate a ganar más@
For more information, please visit:
<https://www.actinver.com/fondos>
<https://www.actinver.com/act2040>

Call Center (CAT) +52 55-1103-6699

- Where to buy:
- Online Banking (e-Actinver)
 - Online Broker (Bursanet)
 - Actinver Brokerage Firm/Bank

Before investing please:
Consider the investment objectives, risks, charges and expenses of the fund or annuity and its investment options. Contact Actinver for a free prospectus and, if available, summary prospectus containing this information. Read it carefully.

1. All data based on holdings as of Mar 27, 2024.
2. The chart reflects a hypothetical \$1,000 Mar 27, 2024.
3. Equity Funds' absolute returns in MXN (management and local taxes deducted according to the share class) as of Mar 27, 2024.
Investment return and principal value of an investment will fluctuate so that an investor's shares, when sold or redeemed, may be worth more or less than the original cost. Past performance and does not guarantee future results. Performance could be positive or negative.
The Funds are regulated by Comisión Nacional Bancaria y de Valores (CNBV), local regulator for investment funds.