

# ACTIPLU

USD Fixed Income

Actinver | Asset Management

## FUND'S DESCRIPTION

March, 2026



Medium-Term Fixed Income Fund and a settlement date within 48 hrs. The fund mainly invests in Debt denominated in USD.

## FUND KEY ASPECTS



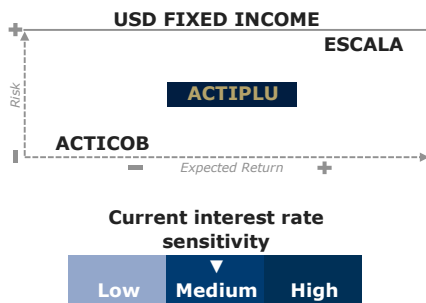
1. USD Medium-Term Fixed-Income investment.
2. Fund's exposure mainly to investment grade Mexican Corporate Debt denominated in USD.
3. The Fund's investment objective seeks capital appreciation in USD terms in the medium run.

Medium-Term USD Dollar

### KEY INFORMATION

Share Class	B	(1,579.8 mp)
ID Price Vendor	51_ACTIPLU_B	
ISIN	MX51AC0500J1	
Term	Medium-Term	
Rating	AAA/4 HR	
Investor	Individual, Legal Entity, Non-Taxable	
Buy	Every business day	
Sell	Every business day	
Settlement Date	48 hrs.	
AUM's (mp)	1,879.67	

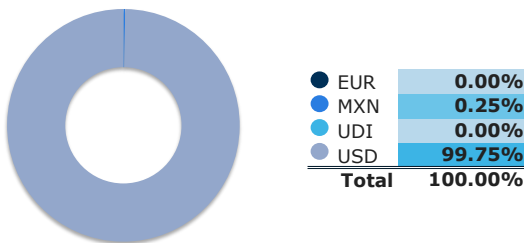
## ACTINVER FUNDS




## TOP 10 HOLDINGS<sup>1</sup>

ID Price Vendor	Issuer	Sector	Weight
D5SP_TNOTE12_300815	US TREASURY N/B	Government	9.92%
D5SP_TNOTS61_290531	US TREASURY N/B	Government	8.37%
D5SP_TNOTB28_270731	US TREASURY N/B	Government	5.66%
D2SP_SFCCA29_280513	SAGICOR FINANCIAL ...	Financials	2.66%
D2SP_PENOA77_290912	INDUSTRIAS PENOLES...	Materials	1.86%
D2SP_ORBIJ38_300513	ORBIA ADVANCE CORP...	Materials	1.47%
D2SP_SILAA16_291125	SITIOS LATINOAMERI...	Communication ...	1.47%
D8SP_AMX1_1-25	AMERICA MOVIL SAB ...	Communication ...	1.41%
D2SP_BIMBB34_290115	BIMBO BAKERIES USA...	Consumer Stapl...	1.00%
D2SP_CFLF55_340128	COMISION FEDERAL D...	Utilities	0.94%
<b>Total</b>			<b>34.76%</b>

## CURRENCY BREAKDOWN<sup>1</sup>

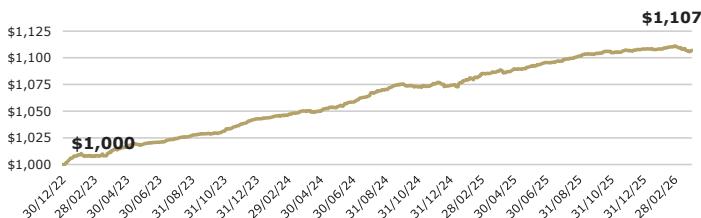


## ASSET CLASS BREAKDOWN<sup>1</sup>



<sup>1</sup>"Others" includes equity, fx, clearing thresholds and/or derivatives mark to market.  
<sup>1</sup>"Liquid Assets" includes 1-day government repo, Derivatives MtM and/or deposit accounts in MXN, USD and/or EUR.

## GROWTH OF HYPOTHETICAL \$1,000.00 USD<sup>2</sup>



## CURRENT RETURNS AS OF MAR 31, 2026; IN USD, ANNUALIZED<sup>3</sup>



## CALENDAR RETURNS; IN USD, ANNUALIZED<sup>3</sup>

Share Class B	Jan	Feb	Mar	Apr	May	Jun	Jul	Aug	Sep	Oct	Nov	Dec	YEAR
2026	0.18%	3.38%	-4.29%										-0.40%
2025	5.21%	7.47%	2.79%	2.55%	2.34%	4.22%	1.57%	4.79%	2.40%	1.17%	2.83%	0.93%	3.12%
2024	2.07%	2.54%	4.18%	-0.37%	4.25%	5.70%	6.98%	6.07%	5.81%	-2.98%	3.71%	-1.91%	2.96%
2023	11.27%	-0.73%	4.83%	5.00%	2.68%	2.04%	4.52%	3.29%	2.36%	2.10%	7.79%	5.77%	4.22%

Actinver | Asset Management

Acostúmbrese a ganar más®  
For more information, please visit:  
<https://www.actinver.com/fondos>  
<https://www.actinver.com/actiplu>

### Call Center (CAT) +52 55-1103-6699

- Where to buy:
- Online Banking (e-Actinver)
  - Online Broker (Actinver Trade)
  - Actinver Brokerage Firm/Bank

Before investing please:  
Consider the investment objectives, risks, charges and expenses of the fund or annuity and its investment options. Contact Actinver for a free prospectus and, if available, summary prospectus containing this information. Read it carefully.

1. All data based on holdings as of Mar 31, 2026. Due to the rounding of decimals involves an approximation, totals may not add up to 100%.  
2. The chart reflects a hypothetical \$1,000 USD investment (management and local taxes deducted, assumes reinvestment of dividends, coupons and/or capital gains calculated) calculated as of Mar 31, 2026.  
3. Fixed Income Funds' annualized returns in USD (management and local taxes deducted according to the share class) as of Mar 31, 2026.  
Investment return and principal value of an investment will fluctuate so that an investor's shares, when sold or redeemed, may be worth more or less than the original cost.  
Past performance does not guarantee future results. Performance could be positive or negative.  
The Funds are regulated by Comisión Nacional Bancaria y de Valores (CNBV), local regulator for investment funds.