

ACTI500

U.S. Equity

Actinver | Asset Management

FUND'S DESCRIPTION

March, 2026



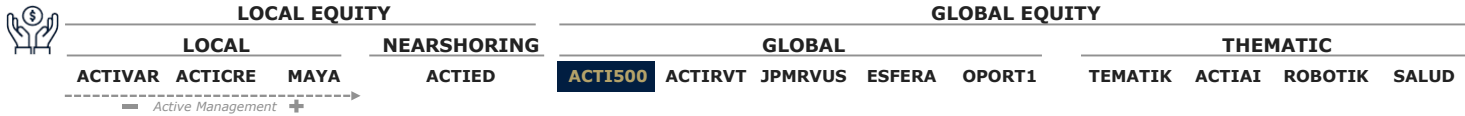
Foreign Equity Fund which tracks the S&P 500 Index through listed ETFs.

FUND KEY ASPECTS



1. Passive Equity Fund which tracks the S&P 500 Index.
2. The Fund's strategy is executed through listed ETF's listed on the MSE and related to the S&P 500 Index.
3. This stock market index has been one of the top performers during the last 10 years.

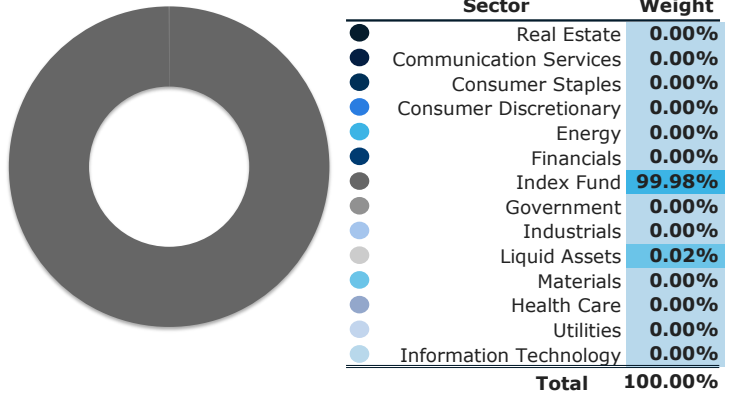
ACTINVER FUNDS



TOP 10 HOLDINGS¹

ID Price Vendor	Issuer	Sector	Weight
1ISP_SPYM_*	State Street SPDR Portf...	Funds	41.89%
1ISP_BBUS_*	JPMorgan BetaBuilders U...	Funds	23.59%
1ISP_VOO_*	Vanguard S&P 500 ETF	Funds	19.89%
1ISP_SPY_*	SPDR S&P 500 ETF Trust	Funds	13.24%
1ISP_500U_N	Amundi S&P 500 UCITS ET...	Funds	1.36%
Total			99.98%

SECTOR BREAKDOWN¹

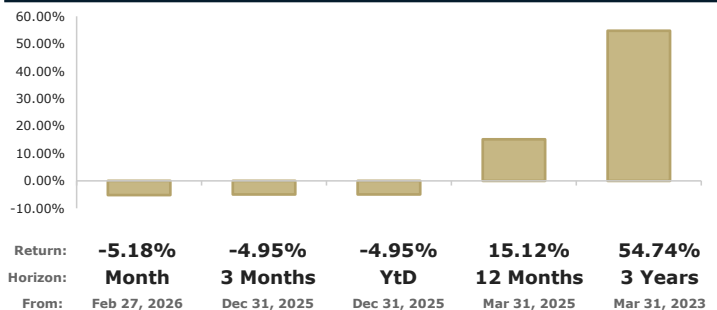


¹-"Liquid Assets" includes 1-day government repo, Derivatives MtM and/or deposit accounts in MXN, USD and/or EUR.

GROWTH OF HYPOTHETICAL \$1,000.00 USD²



CURRENT RETURNS AS OF MAR 31, 2026; IN USD, ABSOLUTE³



CALENDAR RETURNS; IN USD, ABSOLUTE³

Share Class	Jan	Feb	Mar	Apr	May	Jun	Jul	Aug	Sep	Oct	Nov	Dec	YEAR
2026	1.22%	-0.98%	-5.18%										-4.95%
2025	2.54%	-1.52%	-5.79%	-1.05%	6.19%	4.99%	2.11%	1.88%	3.37%	2.21%	0.02%	-0.13%	15.23%
2024	1.55%	5.01%	3.01%	-4.20%	4.80%	3.45%	0.96%	2.24%	1.96%	-1.05%	5.76%	-2.59%	22.39%
2023	5.84%	-2.71%	3.31%	1.39%	0.27%	3.27%	3.05%	-1.74%	-4.95%	-2.35%	9.03%	4.29%	22.80%

Actinver | Asset Management

Acostúmbrese a ganar más®
For more information, please visit:
<https://www.actinver.com/fondos>
<https://www.actinver.com/acti500>

Call Center (CAT) +52 55-1103-6699

- Where to buy:
- Online Banking (e-Actinver)
 - Online Broker (Actinver Trade)
 - Actinver Brokerage Firm/Bank

Before investing please:
Consider the investment objectives, risks, charges and expenses of the fund or annuity and its investment options. Contact Actinver for a free prospectus and, if available, summary prospectus containing this information. Read it carefully.

1. All data based on holdings as of Mar 31, 2026. Due to the rounding of decimals involves an approximation, totals may not add up to 100%.
2. The chart reflects a hypothetical \$1,000 USD investment (management and local taxes deducted, assumes reinvestment of dividends, coupons and/or capital gains calculated) calculated as of Mar 31, 2026.
3. Equity Funds' absolute returns in USD (management and local taxes deducted according to the share class) as of Mar 31, 2026.
Investment return and principal value of an investment will fluctuate so that an investor's shares, when sold or redeemed, may be worth more or less than the original cost.
Past performance and does not guarantee future results. Performance could be positive or negative.
The Funds are regulated by Comisión Nacional Bancaria y de Valores (CNBV), local regulator for investment funds.