

ACTDUAL

Mixed Strategy
(USD/MXN)

Actinver | Asset Management

FUND'S DESCRIPTION

March, 2026



Fund's flexible investment regime allows for investing across different markets. The fund primarily invests in local and foreign debt.

FUND KEY ASPECTS



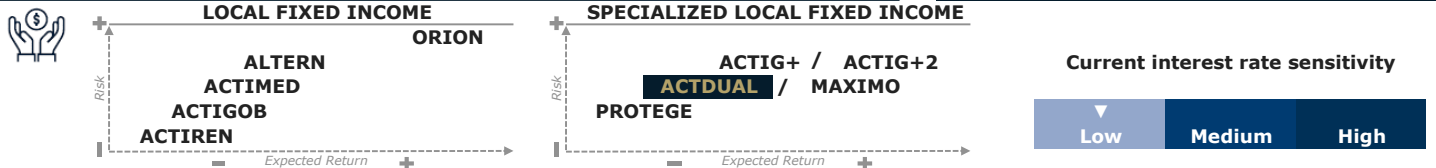
- The Fund investment strategy seeks for the optimal mix of assets denominated in MXN and in USD.
- The Fund seeks to take advantage of peso/dollar exchange rate volatility in order to create an excess return above local debt instruments, in the long-run.
- Active management strategy primarily in fixed income denominated in pesos, whilst seeking to identify and take advantage of exchange rate fluctuations through US dollar denominated debt.

Discretionary

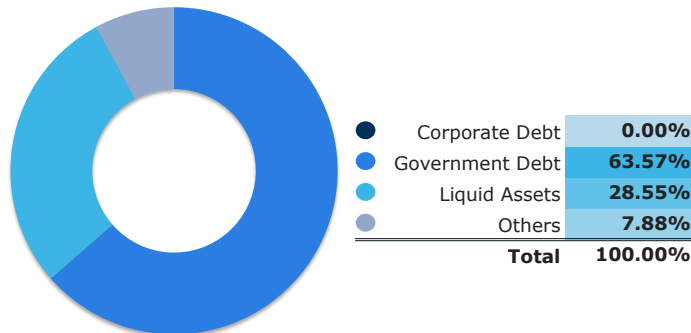
KEY INFORMATION

Share Class	B	(988.2 mp)
ID Price Vendor	52_ACTDUAL_B	
ISIN	MX52AC200010	
Term	Long-Term	
Rating	N/A	
Investor	Individual, Legal Entity, Non-Taxable	
Buy	Every business day	
Sell	Every business day	
Settlement Date	24 hrs.	
AUM's (mp)	1,213.28	

ACTINVER FUNDS



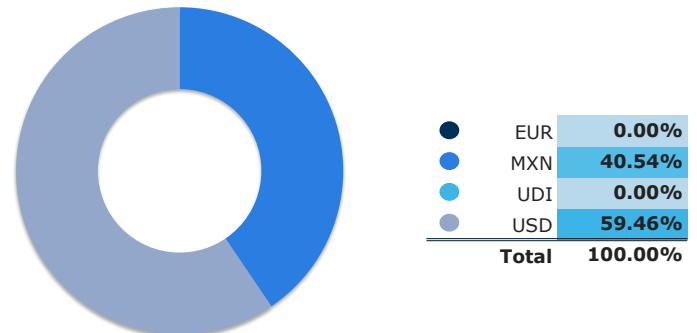
ASSET CLASS BREAKDOWN¹



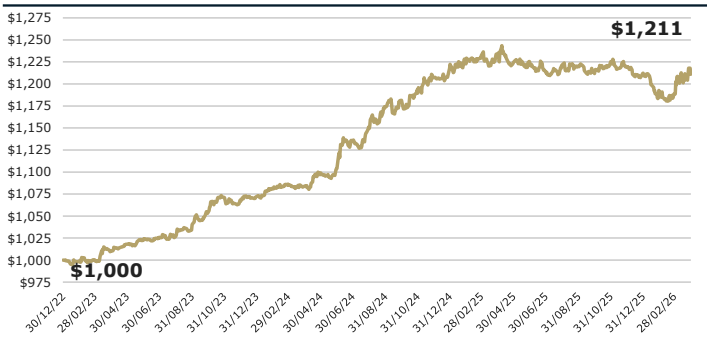
¹"Others" includes equity, fx, clearing thresholds and/or derivatives mark to market.

²"Liquid Assets" includes 1-day government repo, Derivatives MtM and/or deposit accounts in MXN, USD and/or EUR.

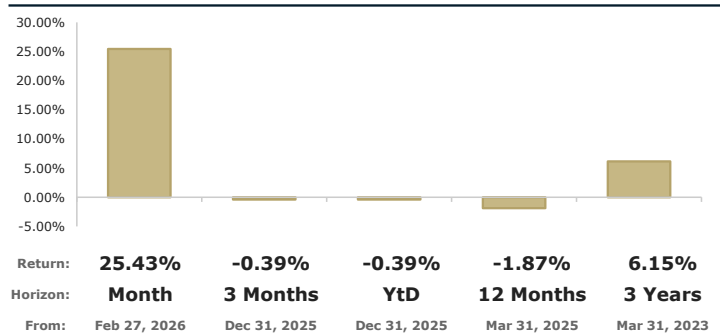
CURRENCY BREAKDOWN¹



GROWTH OF HYPOTHETICAL \$1,000.00 MXN²



CURRENT RETURNS AS OF MAR 31, 2026; IN MXN, ANNUALIZED³



CALENDAR RETURNS; IN MXN, ANNUALIZED³

Share Class	Jan	Feb	Mar	Apr	May	Jun	Jul	Aug	Sep	Oct	Nov	Dec	YEAR
B	-16.81%	-4.54%	25.43%										-0.39%
2026	6.47%	3.17%	2.20%	-8.84%	0.77%	-11.38%	7.90%	-1.31%	-7.86%	13.06%	-6.50%	-6.28%	-0.82%
2025	11.12%	5.19%	-2.56%	18.85%	4.96%	42.00%	16.46%	26.32%	8.54%	8.67%	18.24%	15.74%	13.84%
2024	-0.16%	0.20%	11.61%	9.87%	7.35%	2.22%	1.40%	16.13%	15.13%	22.54%	-3.02%	3.40%	7.04%
2023													

Actinver | Asset Management

Acostúmbrese a ganar más®
For more information, please visit:
<https://www.actinver.com/fondos>
<https://www.actinver.com/actdual>

Call Center (CAT) +52 55-1103-6699

- Where to buy:
- Online Banking (e-Actinver)
 - Online Broker (Actinver Trade)
 - Actinver Brokerage Firm/Bank

Before investing please:
Consider the investment objectives, risks, charges and expenses of the fund or annuity and its investment options. Contact Actinver for a free prospectus and, if available, summary prospectus containing this information. Read it carefully.

1. All data based on holdings as of Mar 31, 2026. Due to the rounding of decimals involves an approximation, totals may not add up to 100%.

2. The chart reflects a hypothetical \$1,000 MXN investment (management and local taxes deducted, assumes reinvestment of dividends, coupons and/or capital gains calculated) calculated as of Mar 31, 2026.

3. Fixed Income Funds' annualized returns in MXN (management and local taxes deducted according to the share class) as of Mar 31, 2026.

Investment return and principal value of an investment will fluctuate so that an investor's shares, when sold or redeemed, may be worth more or less than the original cost. Past performance and does not guarantee future results. Performance could be positive or negative.

The Funds are regulated by Comisión Nacional Bancaria y de Valores (CNBV), local regulator for investment funds.